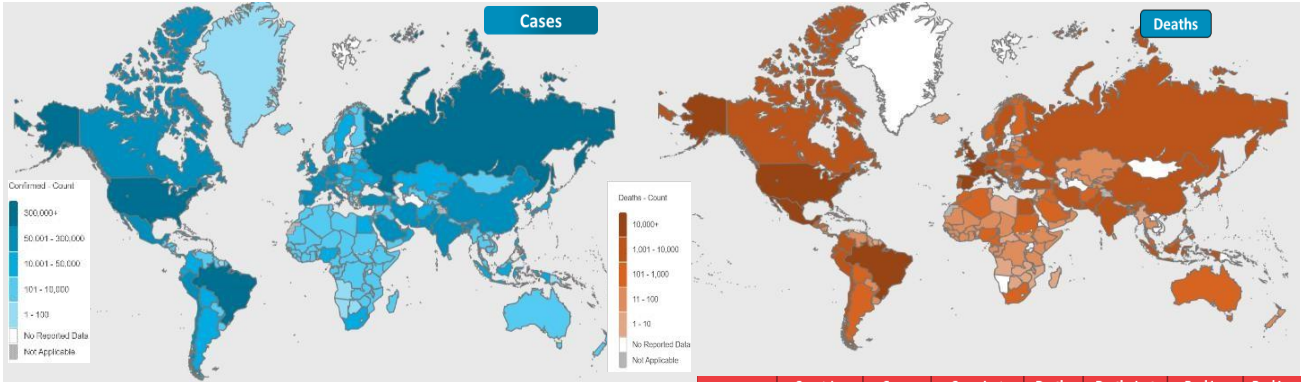




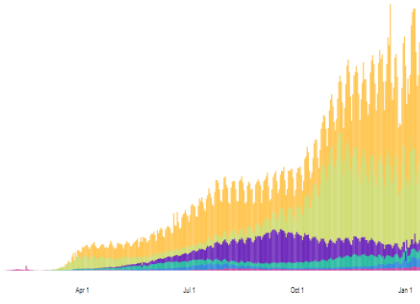
NATIONAL COMMAND AND OPERATIONS CENTRE SITUATION REPORT PART - I

Global Update

Issued: 2:00 PM
20th Jan 2021

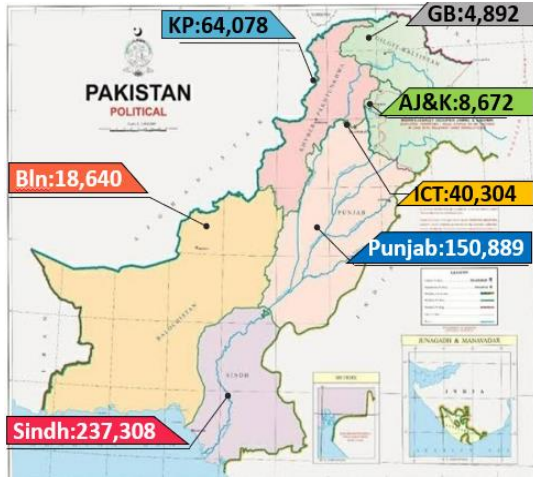


Region	Confirmed - Count
Americas	41,776,035 confirmed
Europe	30,809,189 confirmed
South-East Asia	12,511,441 confirmed
Eastern Mediterranean	5,382,718 confirmed
Africa	2,353,991 confirmed
Western Pacific	1,290,493 confirmed



	Countries	Cases	Cases Last 24 Hrs	Deaths	Deaths Last 24 Hrs	Ranking	Ranking Change
Overall	USA	24,809,841	+174,378	411,520	+2,802	1	↔
	Brazil	8,575,742	+63,504	211,511	+1,183	3	↔
	France	2,938,333	+23,608	71,342	+441	6	↔
	Russia	3,612,800	+21,734	66,623	+586	4	↔
	Spain	2,370,742	+34,291	54,173	+404	9	↔
	UK	3,466,849	+33,355	91,470	+1,610	5	↔
Regional	India	10,596,442	+13,795	152,754	+161	2	↔
	Iran	1,342,134	+5,917	56,973	+87	16	↔
	Bangladesh	529,031	+702	7,942	+20	30	↔
	Pakistan	524,783	1,772	11,103	48	31	↔
	Afghanistan	523,011	+1,800	11,055	+58	93	↔

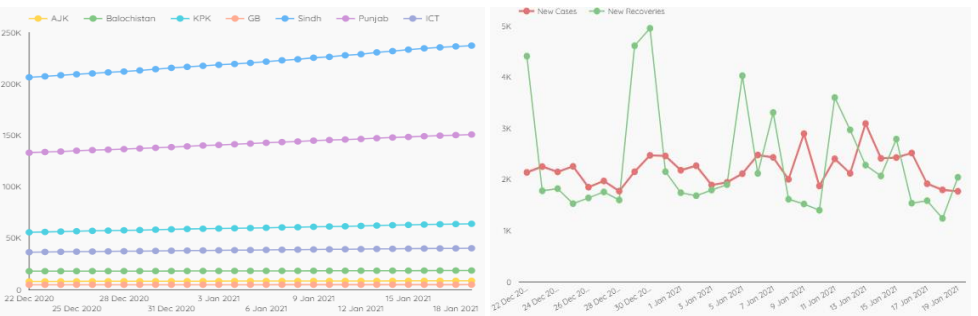
Pakistan COVID Update



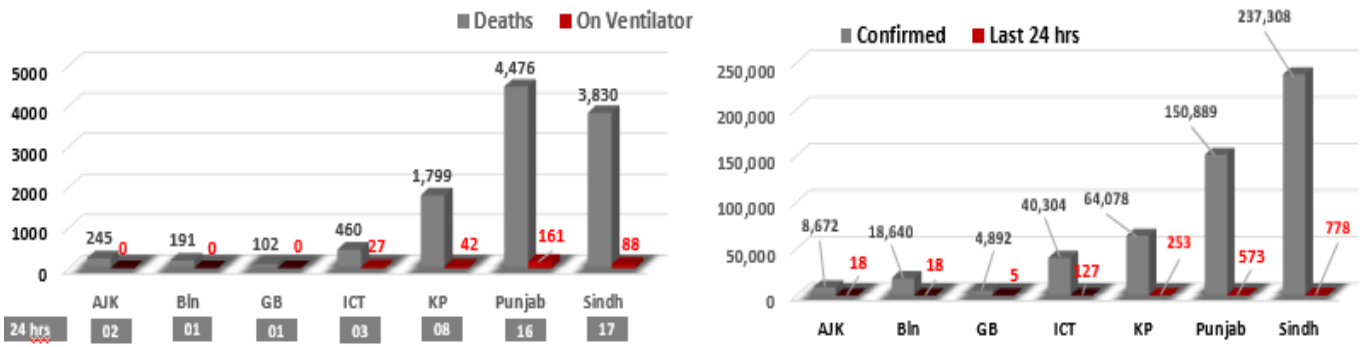
Province-Wise COVID Cases

Provinces	Lab Tests		Lab Confirmed Cases		
	Total Tests Conducted in Last 24 Hours	Total Tests Conducted till date	Previous	Last 24 hours	Cumulative
AJK	443	104,922	8,654	18	8,672
Balochistan	491	170,178	18,622	18	18,640
Gilgit Baltistan	466	73,215	4,887	05	4,892
ICT	6,540	916,206	40,177	127	40,304
KP	6,509	877,416	63,825	253	64,078
Punjab	14,007	2,740,880	150,316	573	150,889
Sindh	11,208	2,598,871	236,530	778	237,308
Total	39,604	7,481,688	523,011	1,772	524,783

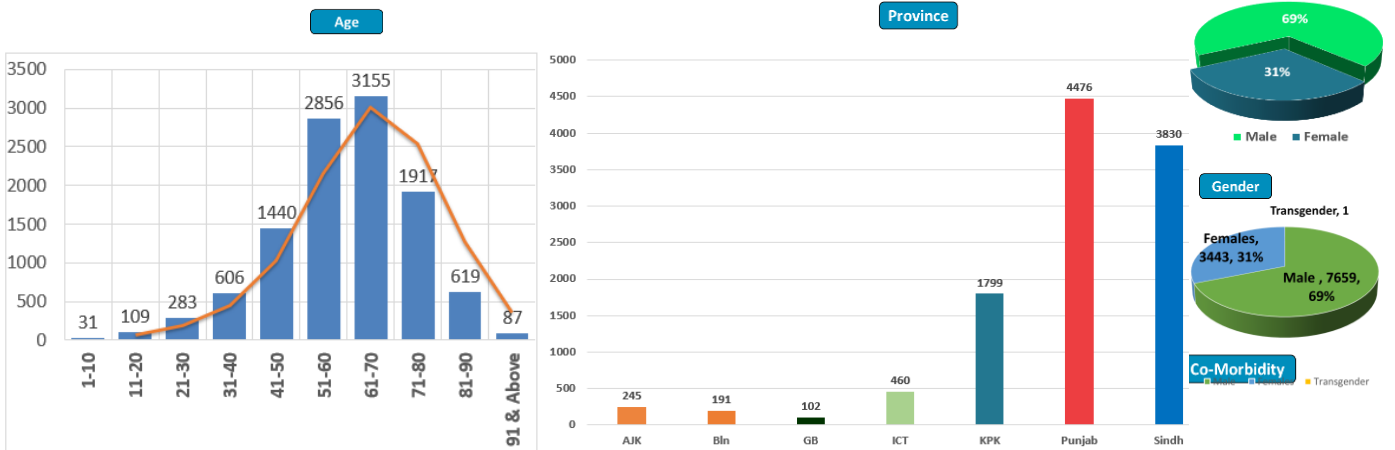
Cases Vs Recovery



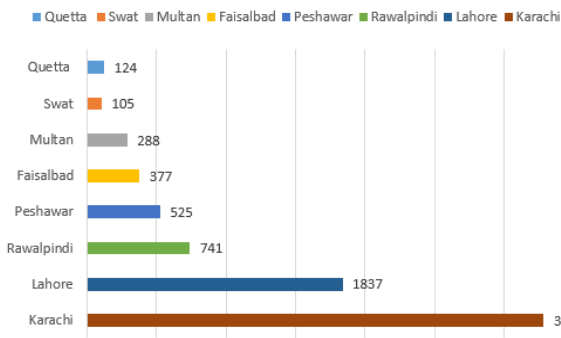
Clinical Status of COVID



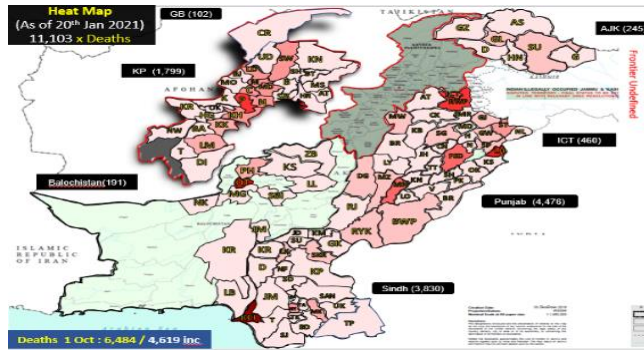
Death Analysis



Deaths

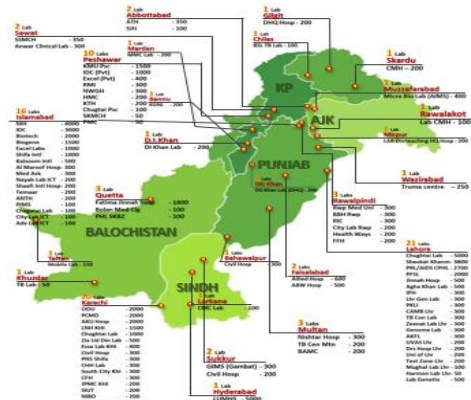
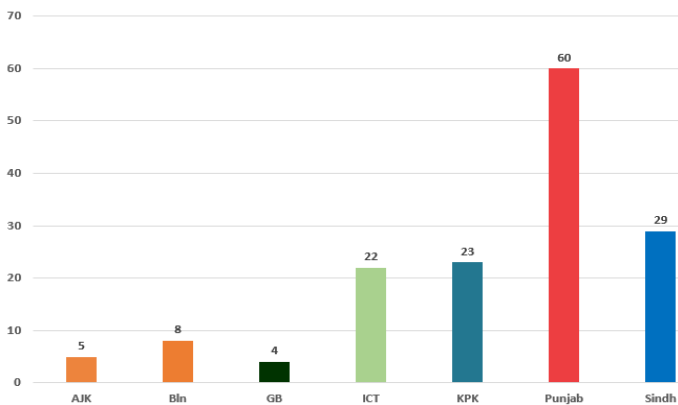


Heat Map



Testing Facility

- Total Functioning Labs in Pakistan - 151
- Total Testing Capacity - 57,931
- Testing Conducted Last 24 hrs - 39,604



1. International

a. COVID Status

- (1) 96,599,687 COVID cases & 2,063,981 deaths have been reported across the globe.
- (2) UK has recorded its highest daily death toll of 1,610 deaths since beginning of pandemic.
- (3) UAE has reported a record 3,400 COVID cases.

b. Vaccine

- (1) Israel's has cautioned that a single dose of Pfizer/BioNTech vaccine may be providing less protection than originally hoped, as the country reported a record 10,000 new COVID infections.
- (2) Serbia has become first European country to launch a COVID-19 vaccination campaign by using Chinese-made Sinopharm vaccine.
- (3) Russian consumer health watchdog has stated EpiVacCorona COVID vaccine, proved "100% effective" in early-stage Phase I and II trials.
- (4) Bharat Biotech, Indian company that has developed COVID vaccine has cautioned people to consult a doctor before getting the shot and if possible avoid the vaccine.

c. Lockdown and Restrictions

- (1) Germany has extended its COVID lockdown amid concern over variants in Europe.

2. National

a. COVID Status

- (1) National positivity ratio was recorded at 4.47 %.
- (2) Pakistan has reported 2,046 COVID recoveries during last 24 hours.

b. Vent Status

- (1) 321 patients are on ventilators.
- (2) **49% vents allocated for COVID patients in Multan have been occupied. (49% day before yesterday)**
- (3) Vent occupancy in Lahore has been reported at 38%. (36% day before yesterday)
- (4) 32% vents allocated for COVID patients in ICT have been occupied. (35% day before yesterday)
- (5) 31% vents allocated for COVID patients in Peshawar have been occupied. (31% day before yesterday)

c. **Oxygen Status**

- (1) **45% beds allocated for COVID patients in Peshawar have been occupied** (44% day before yesterday)
- (2) **40% beds allocated for COVID patients in Karachi have been occupied. (40% day before yesterday)**
- (3) 38% beds allocated for COVID patients in Multan have been occupied (38% day before yesterday)

d. **HCW (Health Care Workers) Status**

- (1) 37 new cases have been reported in HCWs, increasing the total to 13,411 while 12,600 have recovered (691 active cases)
- (2) Most cases in HCWs have been reported by Sindh 4,896
- (3) 120 deaths have been reported amongst HCWs.

e. **COVID Mortality (58 x Deaths)**

- (1) 52 (90%) deaths have occurred in hospitals.
- (2) **28 deaths have been reported by Punjab.**
- (3) **17 deaths have been reported in District Karachi. Most by any district**
- (4) National CFR was reported at 3.22 %.
- (5) 86 % deceased suffered from co-morbidities.