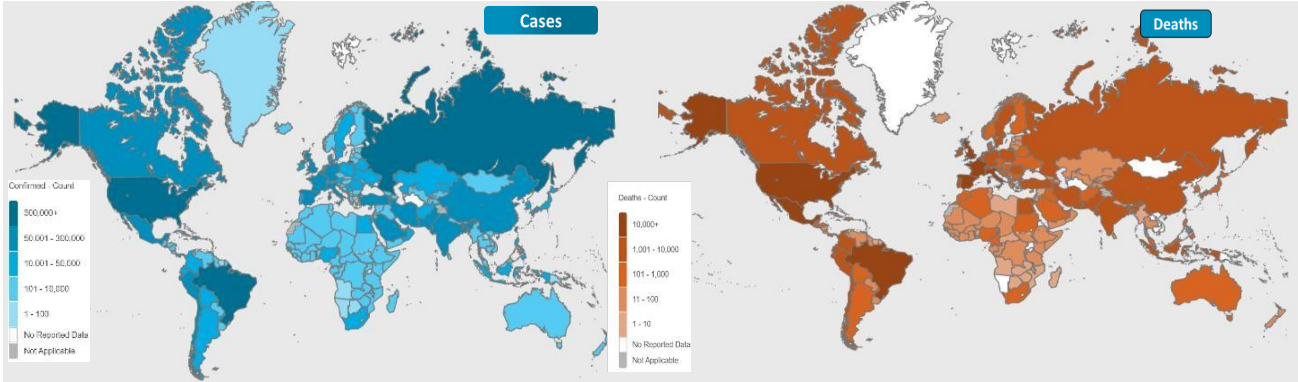




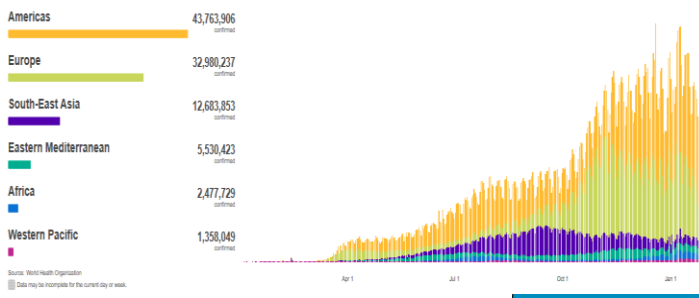
# NATIONAL COMMAND AND OPERATIONS CENTRE SITUATION REPORT PART - I

Issued: 2:00 PM  
26th Jan 2021

## Global Update

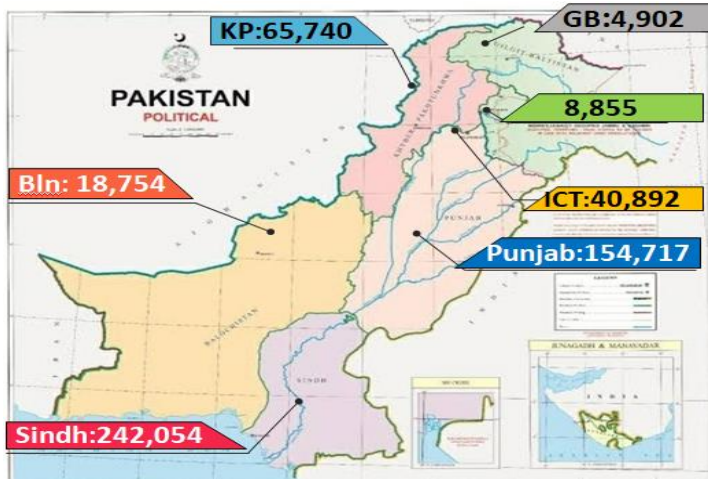


### Situation by WHO Region



	Countries	Cases	Cases Last 24 Hrs	Deaths	Deaths Last 24 Hrs	Ranking	Ranking Change
Overall	USA	25,861,597	+152,244	431,392	+1,897	1	↔
	Brazil	8,872,964	+28,364	217,712	+631	3	↔
	France	3,057,857	+4,240	73,494	+445	6	↔
	Russia	3,738,690	+19,290	69,918	+456	4	↔
	Spain	2,697,294	+38,682	56,208	+257	7	↔
	UK	3,669,658	+22,195	98,531	+592	5	↔
Regional	India	10,677,710	+9,036	153,624	+116	2	↔
	Iran	1,379,286	+6,309	57,481	+98	16	↔
	Bangladesh	532,401	+602	8,041	+18	30	↔
	Pakistan	535,914	1,873	11,376	58	31	↔
	Afghanistan	54,750	+78	2,389	+4	94	↔

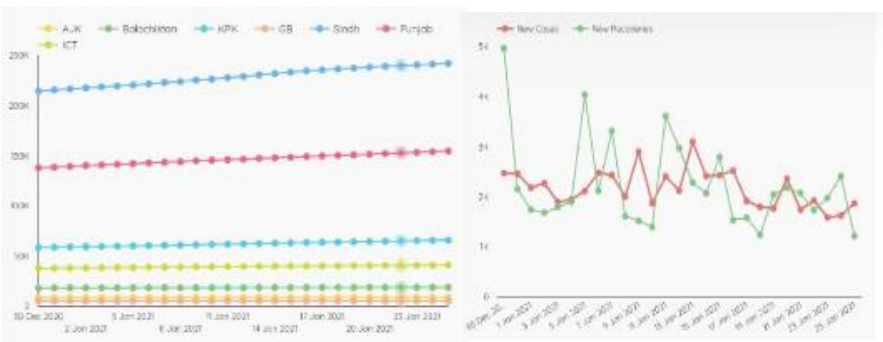
## Pakistan COVID Update



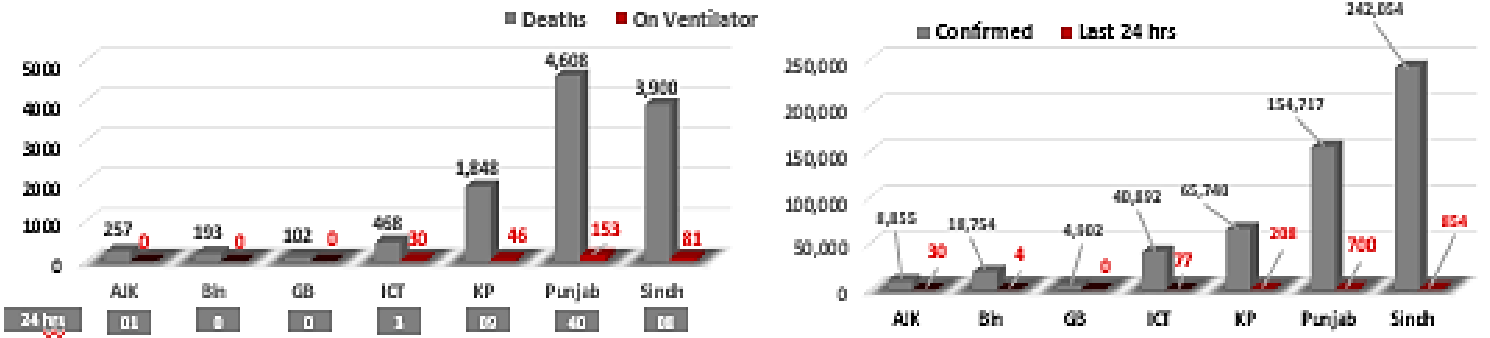
### Province-Wise COVID Cases

Provinces	Lab Tests		Lab Confirmed Cases		
	Total Tests Conducted in Last 24 Hours	Total Tests Conducted till date	Previous	Last 24 hours	Cumulative
AJK	240	107,013	8,825	30	8,855
Balochistan	290	173,389	18,750	04	18,754
Gilgit Baltistan	330	75,524	4,902	00	4,902
ICT	5,778	951,708	40,815	77	40,892
KP	6,084	915,783	65,532	208	65,740
Punjab	18,156	2,844,554	154,017	700	154,717
Sindh	11,709	2,654,778	241,200	854	242,054
Total	42,587	7,722,829	534,041	1,873	535,914

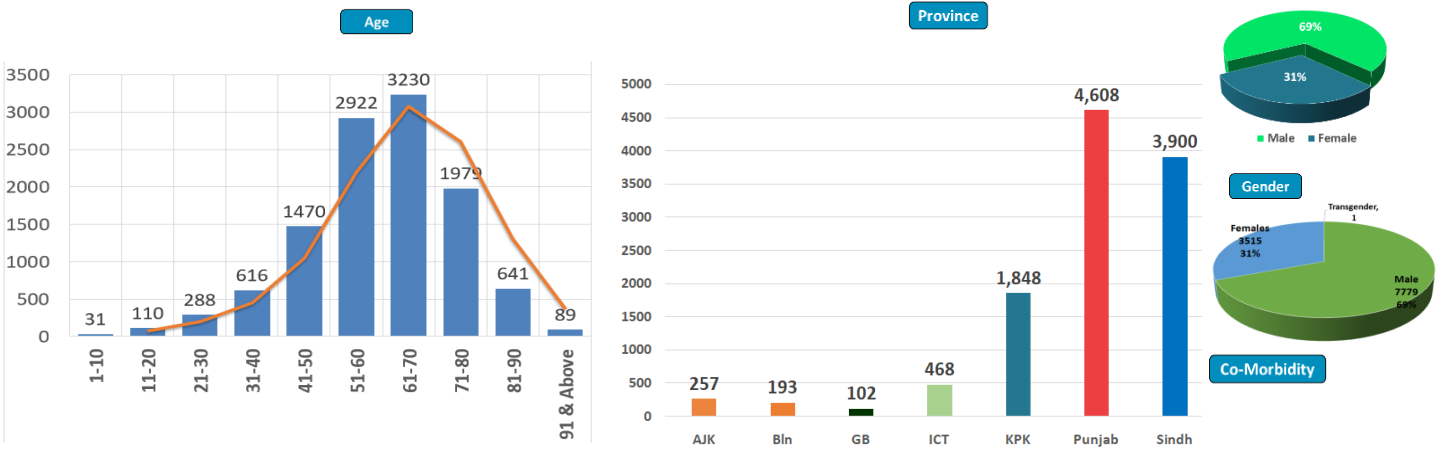
### Cases Vs Recovery



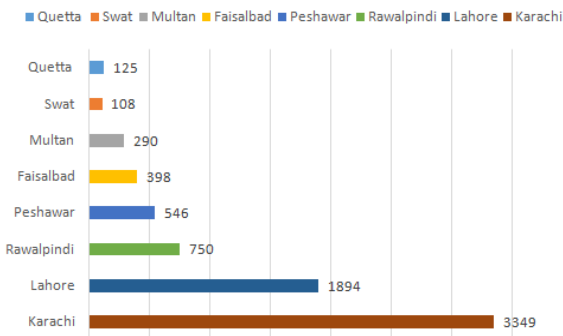
### Clinical Status of COVID



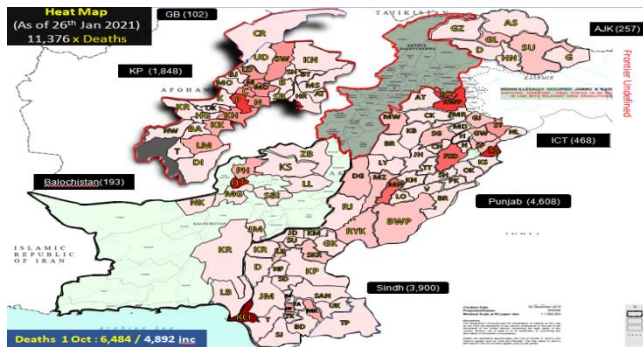
### Death Analysis



### Deaths

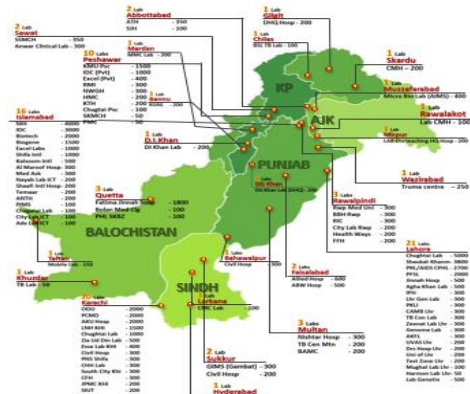
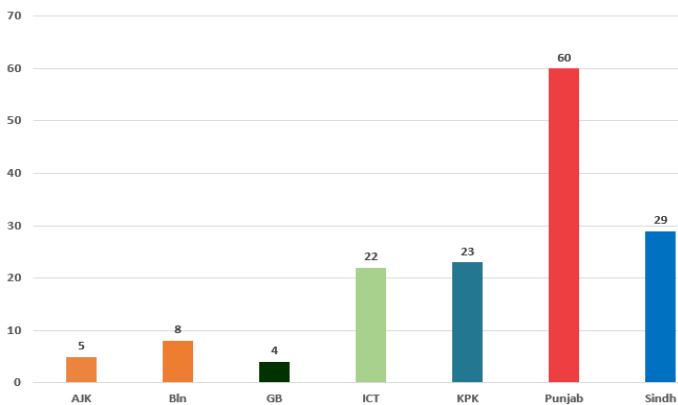


### Heat Map



### Testing Facility

- Total Functioning Labs in Pakistan - 151
- Total Testing Capacity - 59,431
- Testing Conducted Last 24 hrs - 42,587



## 1. International

### a. COVID Status

(1) 100,269,510 COVID cases & 2,148,650 deaths have been reported across the globe.

### b. Vaccine

(1) Moderna has said that its COVID vaccine is effective against UK and South African variants.

(2) Drugmaker Merck & Co said it would stop development of its two COVID-19 vaccines due to weak COVID immune response and focus pandemic research on treatment.

(3) Australia has approved the Pfizer-BioNTech Covid-19 vaccine.

(4) Russia has said that it will supply Mexico with 24 Mn doses of Sputnik V COVID-19 vaccine over the next two months.

(5) Serum Institute of India will supply Saudi Arabia with 3Mn AstraZeneca COVID-19 vaccine doses priced at \$5.25 each.

(6) EU has threatened to block COVID vaccine exports amid AstraZeneca shortfall.

### c. Lockdown & Restrictions

(1) President Joe Biden has decided to impose a ban on most non-US citizens entering the country who have recently been in South Africa.

## 2. National

### a. COVID Status

(1) National positivity ratio was recorded at 4.39 %.

(2) Pakistan has reported 1,223 COVID recoveries during last 24 hours.

### b. Vent Status

(1) 300 patients are on ventilators.

(2) 38% vents allocated for COVID patients in Multan have been occupied. (38% day before yesterday)

(3) Vent occupancy in Lahore has been reported at 37%. (37% day before yesterday)

(4) 35% vents allocated for COVID patients in ICT have been occupied. (35% day before yesterday)

(5) 32% vents allocated for COVID patients in Bahawalpur have been occupied. (32% day before yesterday)

- (6) 29% vents allocated for COVID patients in Peshawar have been occupied.  
(29% day before yesterday)

c. **Oxygen Status**

- (1) **44% beds allocated for COVID patients in Peshawar have been occupied** (44% day before yesterday)
- (2) 37% beds allocated for COVID patients in Karachi have been occupied.  
(38% day before yesterday)
- (3) 36% beds allocated for COVID patients in Multan have been occupied  
(36% day before yesterday)

d. **HCW (Health Care Workers) Status**

- (1) 31 new cases have been reported in HCWs, increasing the total to 13,639 while 12,807 have recovered (700 active cases)
- (2) Most cases in HCWs have been reported by Sindh 5,046
- (3) 132 deaths have been reported amongst HCWs.

e. **COVID Mortality (23 x Deaths)**

- (1) 21 (91%) deaths have occurred in hospitals.
- (2) **7 deaths have been reported by Punjab and KP each.**
- (3) **4 deaths have been reported in District Karachi. Most by any district**
- (4) National CFR was reported at 1.41%.
- (5) 67% deceased suffered from co-morbidities.