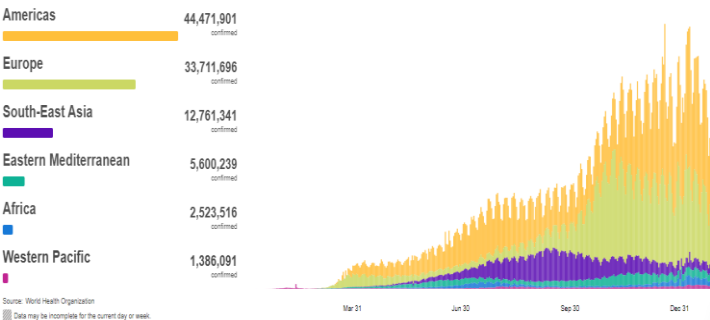
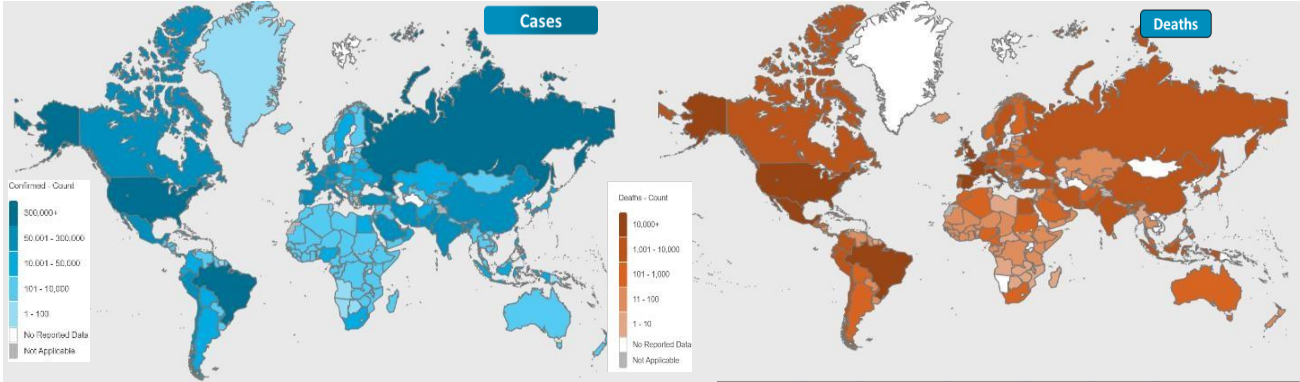




# NATIONAL COMMAND AND OPERATIONS CENTRE SITUATION REPORT PART - I

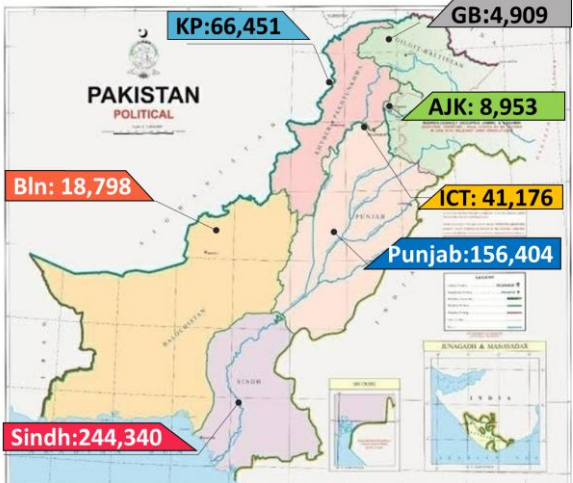
Issued: 2:00 PM  
29th Jan 2021

## Global Update



	Ranking	Countries	Cases	Cases Last 24 Hrs	Deaths	Deaths Last 24 Hrs	Ranking Change
Global		World	102,011,441	601,212	2,199,333	16,388	
	1	USA	26,338,607	162,574	443,769	3,908	↔
	3	Brazil	9,060,786	60,301	221,676	1,439	↔
	4	Russia	3,793,810	19,138	71,651	575	↔
	5	UK	3,743,734	28,680	103,126	1,239	↔
	6	France	3,130,629	23,770	74,800	344	↔
	7	Spain	2,792,360	34,899	57,806	515	↔
Regional	2	India	10,720,971	18,940	154,047	162	↔
	16	Iran	1,398,841	6,527	57,736	85	↔
	30	Pakistan	539,387	1,910	11,514	64	↔
	31	Bangladesh	533,953	509	8,087	15	↔
94	Afghanistan	54,939	48	2,399	2	↔	

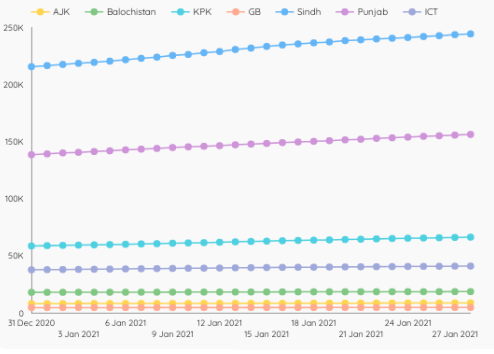
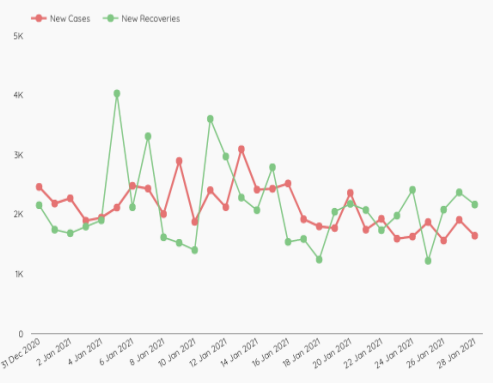
## Pakistan COVID Update



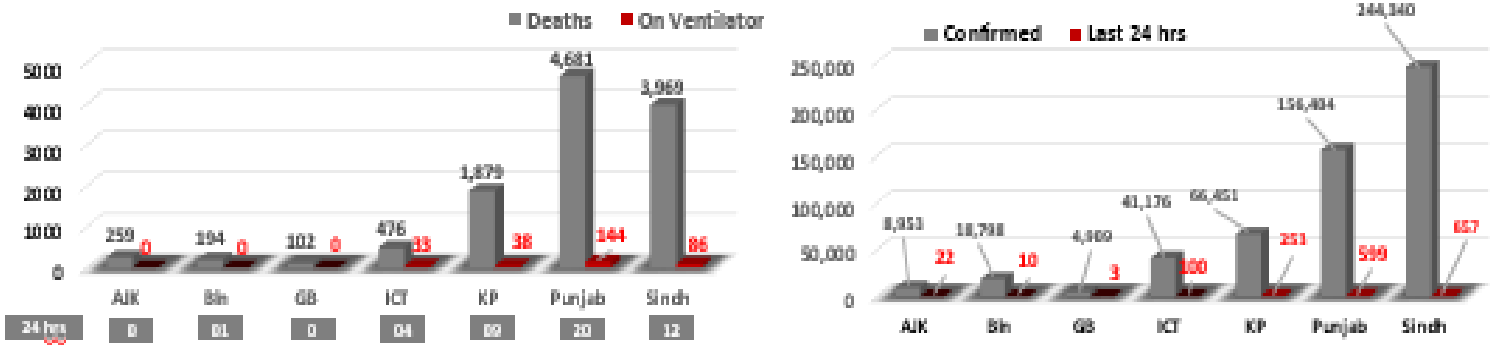
## Province-Wise COVID Cases

## Cases Vs Recovery

Province	Lab Tests		Lab Confirmed Cases		
	Last 24 hrs	Cumulative Tests	Previous	Last 24 hrs	Cumulative Cases
AJK	411	108,087	8,931	22	8,953
Balochistan	527	174,866	18,788	10	18,798
Gilgit Baltistan	370	76,536	4,906	3	4,909
Islamabad	6,152	969,707	41,076	100	41,176
KP	6,800	936,375	66,198	253	66,451
Punjab	16,970	2,893,569	155,805	599	156,404
Sindh	12,151	2,689,176	243,683	657	244,340
Total	43,381	7,848,316	539,387	1,644	541,031

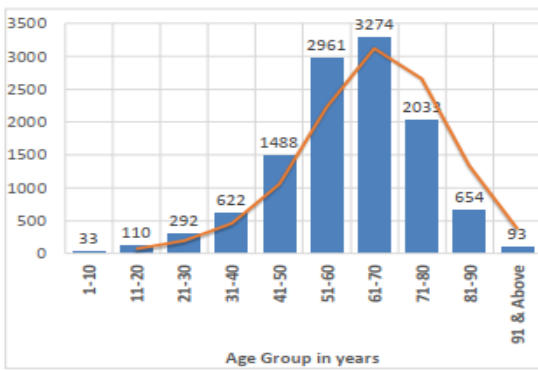


### Clinical Status of COVID

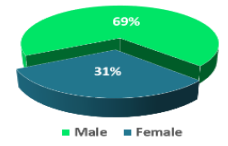
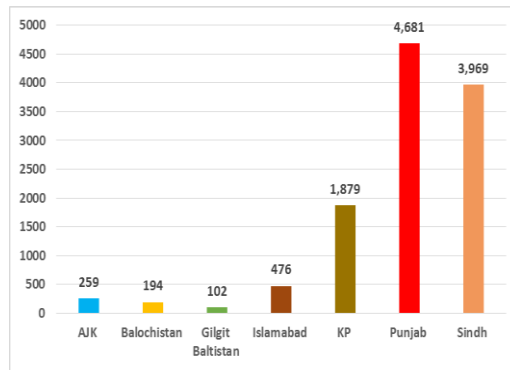


### Death Analysis

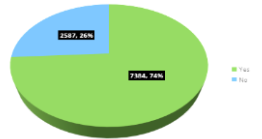
Age



Province

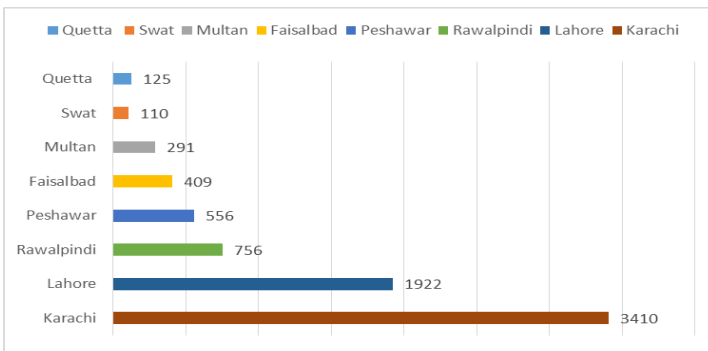


Gender

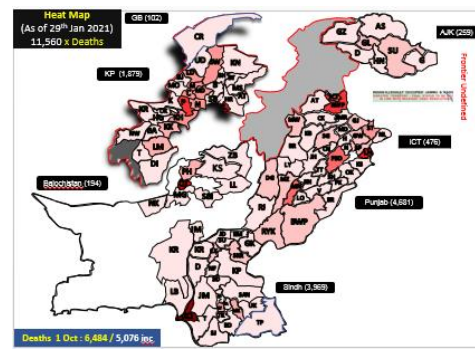


Co-Morbidity

Deaths

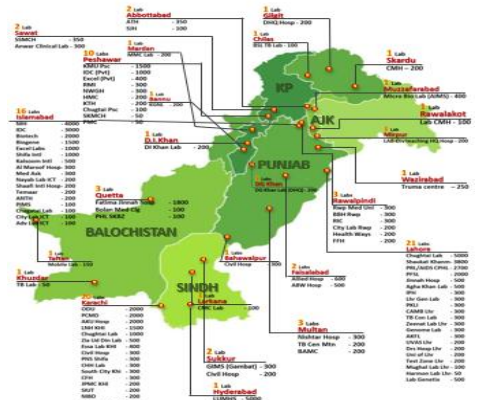
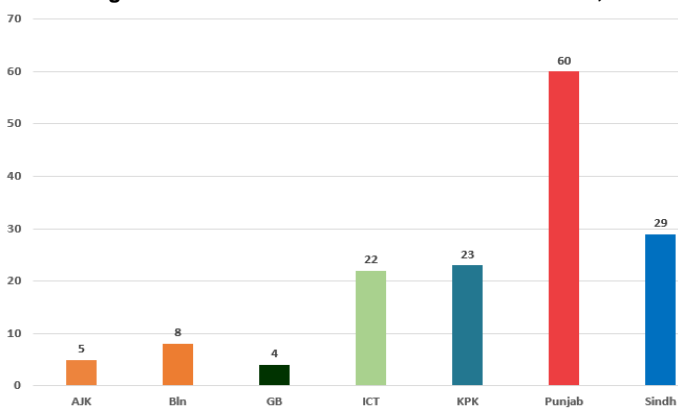


Heat Map



### Testing Facility

- Total Functioning Labs in Pakistan - 151
- Total Testing Capacity - 59,431
- Testing Conducted Last 24 hrs - 43,381



## 1. International

### a. COVID Status

- (1) 102,011,441 COVID cases & 2,199,333 deaths have been reported across the globe.
- (2) UAE reports nearly 4,000 new COVID cases its highest daily total.

### b. Vaccine

- (1) Israel domestic health care provider has said that out of 163,000 people given two shots of Pfizer vaccine only 31 got COVID.
- (2) African CDC has said that 400 Mn doses of COVID-19 vaccines have been secured for the African continent through Serum Institute of India.
- (3) Germany's vaccine committee has recommended AstraZeneca COVID-19 for under 65 year age group.
- (4) India has sent half a million free doses of COVID-19 vaccine to Sri Lanka.
- (5) Bahrain takes delivery of AstraZeneca vaccine from India.
- (6) Chile has received 2m doses of COVID vaccine developed by China's Sinovac.
- (7) Hospitals in Paris have been told to suspend first dose of vaccine from 2<sup>nd</sup> February because of limited supplies of vaccine.
- (8) WHO has projected that one third of Africa will be vaccinated this year.

## 2. National

### a. COVID Status

- (1) National positivity ratio was recorded at 3.78 %.
- (2) Pakistan has reported 2,167 COVID recoveries during last 24 hours.

### b. Vent Status

- (1) 299 patients are on ventilators.
- (2) **40% vents allocated for COVID patients in ICT have been occupied. (36% day before yesterday)**
- (3) Vent occupancy in Lahore has been reported at 34%. (35% day before yesterday)
- (4) 32% vents allocated for COVID patients in Multan have been occupied. (32% day before yesterday)
- (5) 28% vents allocated for COVID patients in Peshawar have been occupied. (29% day before yesterday)
- (6) 27% vents allocated for COVID patients in Bahawalpur have been occupied. (27% day before yesterday)

c. **Oxygen Status**

- (1) **42% beds allocated for COVID patients in Peshawar have been occupied** (44% day before yesterday)
- (2) 36% beds allocated for COVID patients in Karachi have been occupied. (36% day before yesterday)
- (3) 36% beds allocated for COVID patients in Multan have been occupied (33% day before yesterday)

d. **HCW (Health Care Workers) Status**

- (1) 18 new cases have been reported in HCWs, increasing the total to 13,693 while 12,905 have recovered (656 active cases)
- (2) Most cases in HCWs have been reported by Sindh 5,092
- (3) 132 deaths have been reported amongst HCWs.

e. **COVID Mortality (64 x Deaths)**

- (1) 58 (91%) deaths have occurred in hospitals.
- (2) **32 deaths have been reported by Sindh.**
- (3) **29 deaths have been reported in District Karachi. Most by any district**
- (4) National CFR was reported at 3.35 %.
- (5) 79 % deceased suffered from co-morbidities.