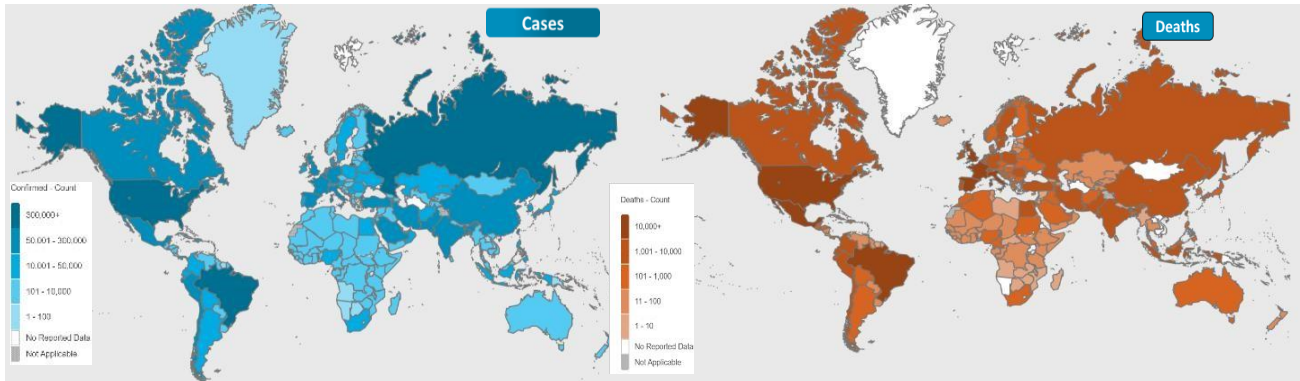




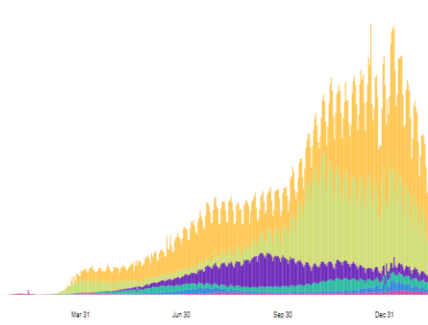
NATIONAL COMMAND AND OPERATIONS CENTRE SITUATION REPORT PART – I

Issued: 2:00 PM
1st Mar 2021

Global Update

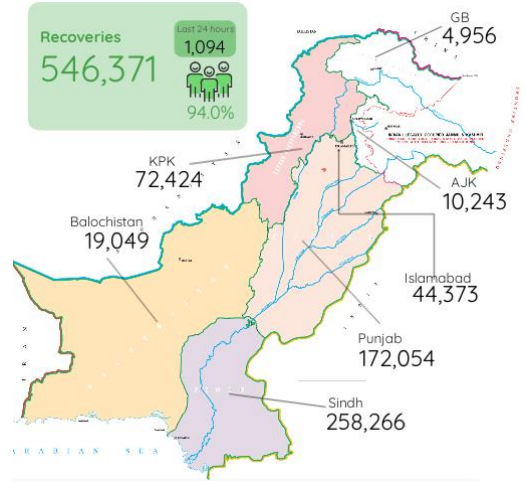


Americas	50,595,663 confirmed
Europe	38,674,452 confirmed
South-East Asia	13,539,176 confirmed
Eastern Mediterranean	6,418,407 confirmed
Africa	2,840,208 confirmed
Western Pacific	1,626,645 confirmed



	Ranking	Country	Total Cases	Cases Last 24 Hrs	Total Deaths	Deaths Last 24 Hrs
Global	1	USA	29,255,344	49,412	525,776	1,283
	3	Brazil	10,551,269	34,027	255,018	755
	4	Russia	4,246,079	11,359	86,122	379
	5	UK	4,176,554	6,035	122,849	144
	6	France	3,755,968	19,952	86,454	122
	7	Spain	3,188,553	0	69,142	0
	Regional	2	India	11,112,056	15,616	157,195
15		Iran	1,631,169	8,010	60,073	93
30		Pakistan	581,365	1,392	12,896	36
33		Bangladesh	546,216	385	8,408	8
100		Afghanistan	55,733	19	2,444	1

Pakistan COVID Update



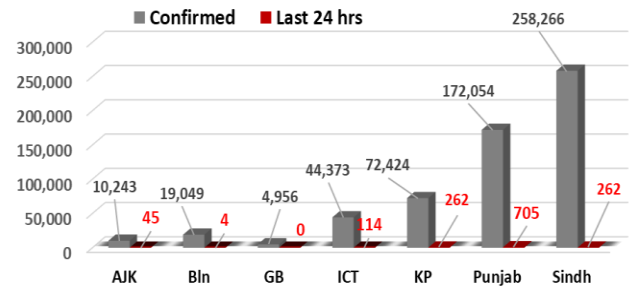
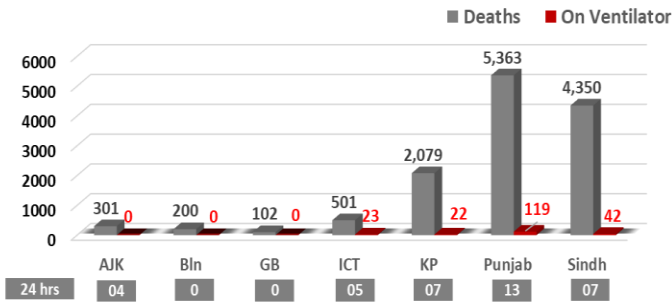
Province-Wise COVID Cases

Province	Lab Tests		Lab Confirmed Cases		
	Last 24 hrs	Cumulative Tests	Previous	Last 24 hrs	Cumulative Cases
AJK	540	123888	10,198	45	10,243
Balochistan	383	191,323	19,045	4	19,049
Gilgit Baltistan	330	88,208	4,956	0	4,956
Islamabad	3,907	1,119,539	44,259	114	44,373
KP	6,344	1,136,603	72,162	262	72,424
Punjab	16,777	3,310,924	171,349	705	172,054
Sindh	10,057	3,019,691	258,004	262	258,266
Total	38,338	8,990,176	579,973	1,392	581,365

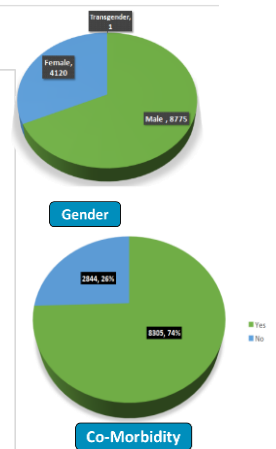
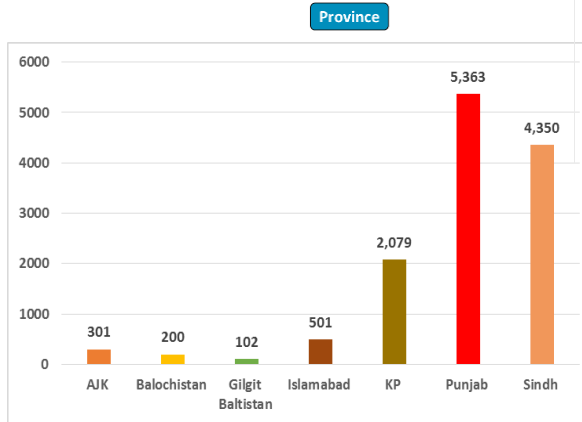
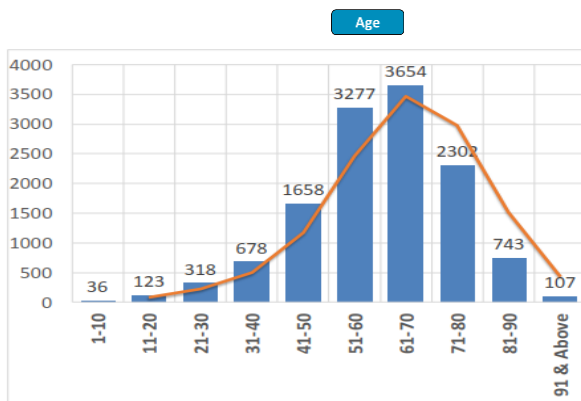
Cases Vs Recovery



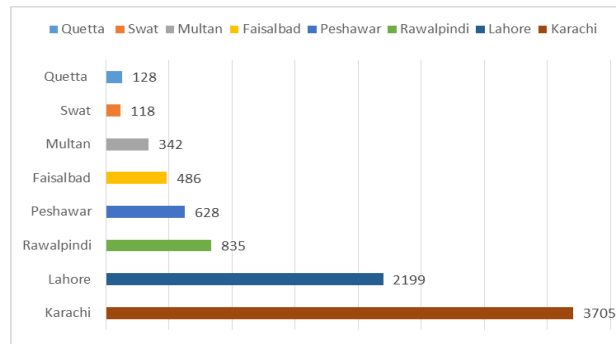
Clinical Status of COVID



Death Analysis

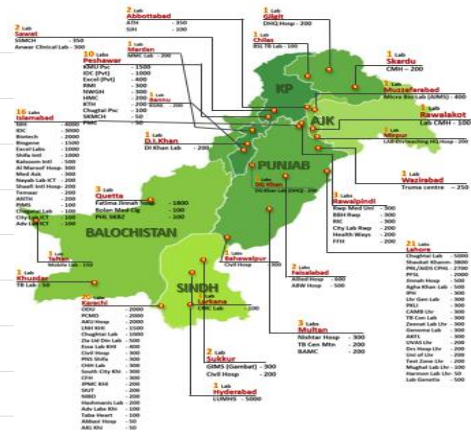
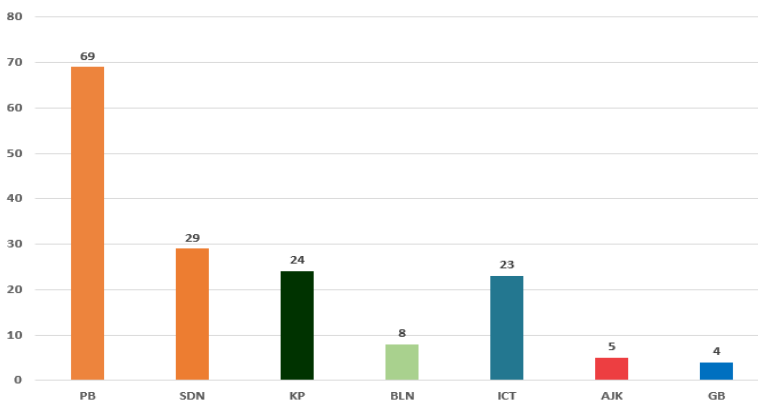


Deaths



Testing Facility

- Total Functioning Labs in Pakistan - 162
- Total Testing Capacity - 60,881
- Testing Conducted Last 24 hrs - 38,338



1. International

a. COVID Status

- (1) 114,681,055 COVID cases 2,542,760 & deaths have been reported across the globe.
- (2) UK has recorded its lowest number of 6,035 new cases in five months.
- (3) Iran's health ministry said that country's COVID fatalities went past 60,000 mark.

b. COVID Vaccine

- (1) Thailand has started off its COVID-19 inoculation campaign with China's Sinovac Biotech.

c. Study & Research

- (1) Italian researchers have discovered that HCWs with obesity produced only about half the number of antibodies when injected with Pfizer/BioNTech vaccine.

2. National

a. COVID Status

- (1) National positivity ratio was recorded 3.63 %.
- (2) Pakistan has reported 1,094 COVID recoveries during last 24 hours

b. Vent Status

- (1) 218 patients are on ventilators.
- (2) Vent occupancy in Lahore has been reported at 35%. (35% day before yesterday)
- (3) 28% vents allocated for COVID patients in ICT have been occupied. (30% day before yesterday)
- (4) 18% vents allocated for COVID patients in Peshawar have been occupied. (21% day before yesterday)
- (5) 18% vents allocated for COVID patients in Multan have been occupied. (18% day before yesterday)

c. Oxygen Status

- (1) **94% beds allocated for COVID patients in Gujrat have been occupied.** (61% day before yesterday)
- (2) 36% beds allocated for COVID patients in Peshawar have been occupied (34% day before yesterday)

(3) 23% beds allocated for COVID patients in Lahore have been occupied (24% day before yesterday)

(4) 23% beds allocated for COVID patients in Mirpur have been occupied

d. **HCW (Health Care Workers) Status**

(1) 06 new cases have been reported in HCWs, increasing the total to **14,442** while **13,771** have recovered (536 active cases)

(2) Most cases in HCWs have been reported by Sindh **5,432**

(3) 138 deaths have been reported amongst HCWs. (87 doctors, Medical Student, 3 nurses, 47 paramedic staff)

e. **COVID Mortality (23 x Deaths)**

(1) 22 (97%) deaths have occurred in hospitals.

(2) **13 deaths have been reported by Punjab.**

(3) **08 deaths have been reported in District Karachi. Most by any district**

(4) National CFR was reported at 1.95 %.

(5) 70% deceased suffered from co-morbidities.