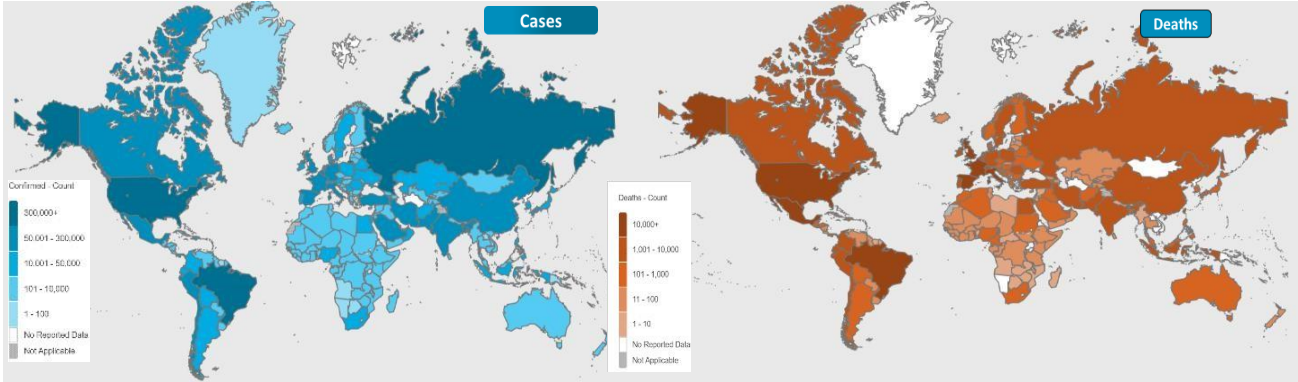




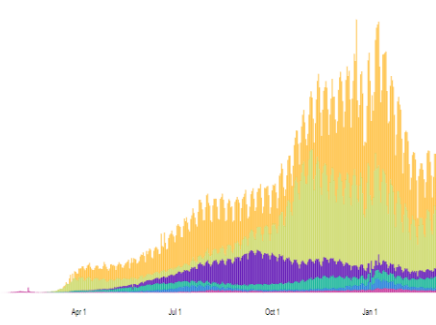
NATIONAL COMMAND AND OPERATIONS CENTRE SITUATION REPORT PART - I

Issued: 2:00 PM
7 Mar 2021

Global Update

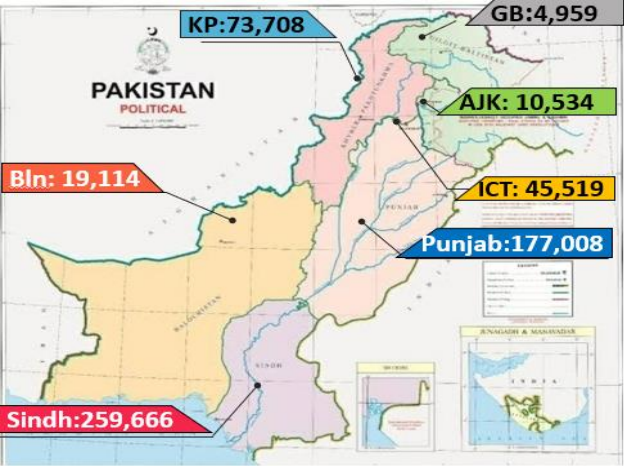


Americas	51,279,955 confirmed
Europe	39,586,056 confirmed
South-East Asia	13,658,765 confirmed
Eastern Mediterranean	6,586,447 confirmed
Africa	2,886,005 confirmed
Western Pacific	1,656,486 confirmed



	Ranking	Countries	Cases	Cases Last 24 Hrs	Deaths	Deaths Last 24 Hrs	Ranking Change
Global		World	117,068,414	405,626	2,599,252	7,740	
	1	USA	29,653,891	58,228	537,119	1,515	↔
	3	Brazil	10,939,320	67,477	264,446	1,498	↔
	4	Russia	4,312,181	11,022	88,726	441	↔
	5	UK	4,213,343	6,040	124,419	158	↔
	6	France	3,882,408	23,306	88,444	170	↔
	7	Spain	3,149,012		71,138		↔
Regional	2	India	11,210,580	18,716	157,791	98	↔
	15	Iran	1,681,682	8,212	60,594	82	↔
	31	Pakistan	590,508	1,780	13,205	39	↔
	33	Bangladesh	549,724	540	8,451	10	↔
101	Afghanistan	55,869	29	2,449		↔	

Pakistan COVID Update



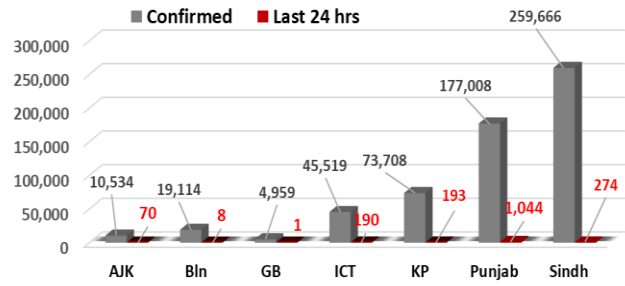
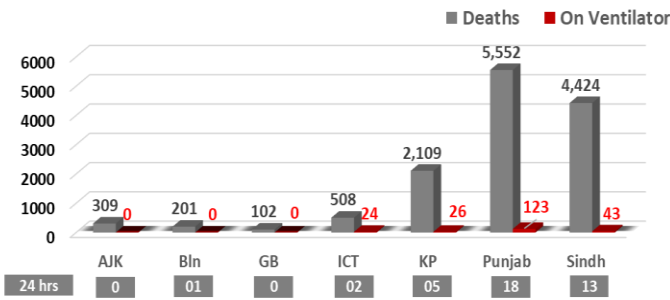
Province-Wise COVID Cases

Provinces	Lab Tests		Lab Confirmed Cases		
	Total Tests Conducted in Last 24 Hours	Total Tests Conducted till date	Previous	Last 24 hours	Cumulative
AJK	859	127,824	10,464	70	10,534
Balochistan	366	194,634	19,106	08	19,114
Gilgit Baltistan	413	90,241	4,958	01	4,959
ICT	4,084	1,146,021	45,329	190	45,519
KP	6,712	1,175,987	73,515	193	73,708
Punjab	15,862	3,402,377	175,964	1,044	177,008
Sindh	10,591	3,075,396	259,392	274	259,666
Total	38,887	9,212,480	588,728	1,780	590,508

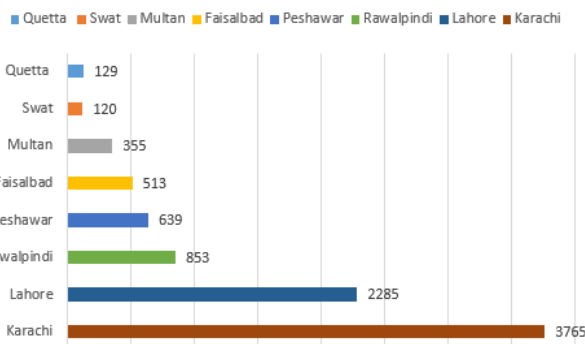
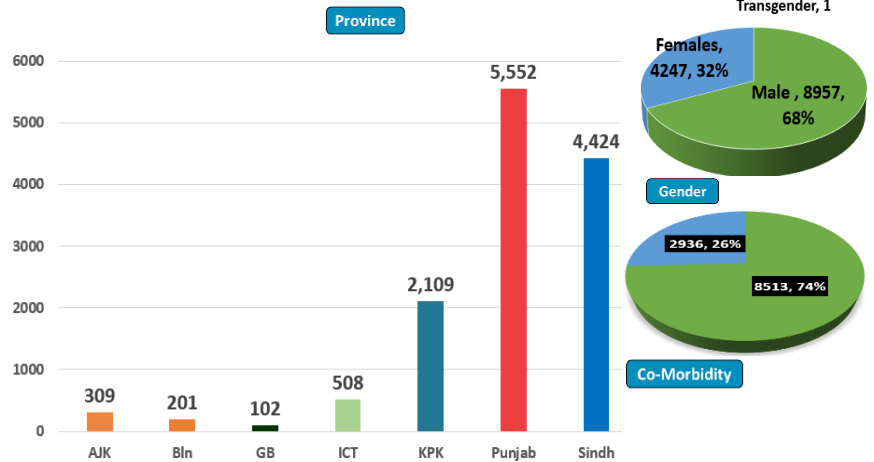
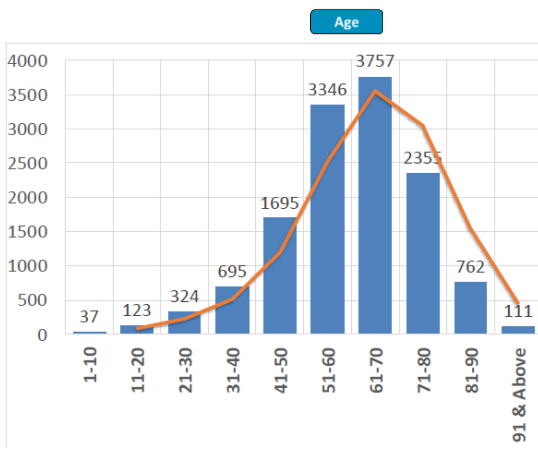
Cases Vs Recovery



Clinical Status of COVID

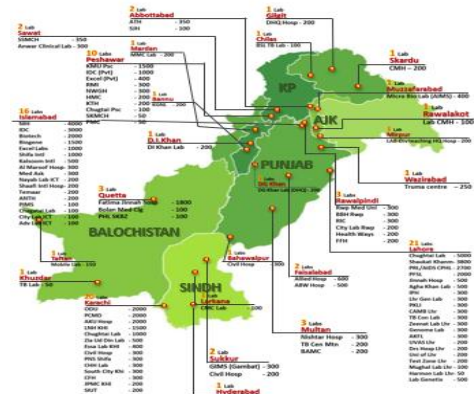
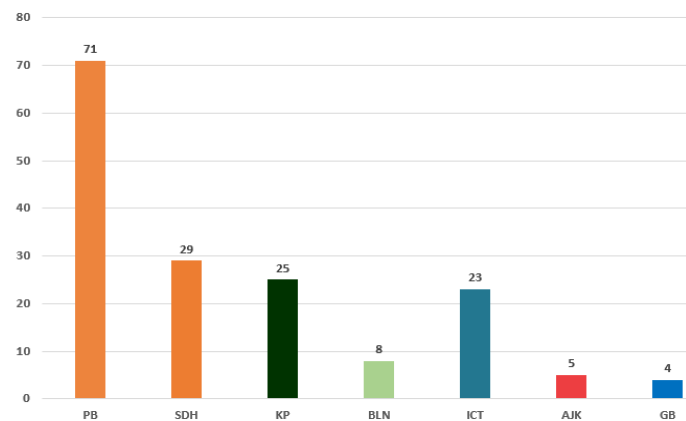


Death Analysis



Testing Facility

- Total Functioning Labs in Pakistan - 165
- Total Testing Capacity - 60,871
- Testing Conducted Last 24 hrs - 38,887



1. International

a. COVID Status

(1) 117,068,403 COVID cases & 2,599,254 deaths have been reported across the globe.

b. COVID Vaccine

(1) Ireland reached the milestone of half a million coronavirus.

(2) Russian Sputnik V has been approved for use in 46 countries with combined populations of more than 1.2 billion people.

c. Lockdown & Restrictions

(1) Saudi Arabia has said that it will end most COVID related restrictions on Sunday.

2. National

a. COVID Status

(1) National positivity ratio was recorded at 4.57 %.

(2) Pakistan has reported 1,038 COVID recoveries during last 24 hours

b. Vent Status

(1) 210 patients are on ventilators.

(2) Vent occupancy in Lahore has been reported at 34%. (36% day before yesterday)

(3) 32% vents allocated for COVID patients in ICT have been occupied. (35% day before yesterday)

(4) 21% vents allocated for COVID patients in Peshawar have been occupied.

c. Oxygen Status

(1) **94% beds allocated for COVID patients in Gujrat have been occupied.** (94% day before yesterday)

(2) 38% beds allocated for COVID patients in Peshawar have been occupied (39% day before yesterday)

(3) 30% beds allocated for COVID patients in Multan have been occupied (25% day before yesterday)

(4) 26% beds allocated for COVID patients in ICT have been occupied (27% day before yesterday)

(5) 26% beds allocated for COVID patients in Lahore have been occupied (25% day before yesterday)

d. **HCW (Health Care Workers) Status**

- (1) **8** new cases have been reported in HCWs, increasing the total to **14,476** while **13,863** have recovered (475 active cases)
- (2) Most cases in HCWs have been reported by Sindh **5,450**
- (3) 138 deaths have been reported amongst HCWs. (87 doctors, Medical Student, 3 nurses, 47 paramedic staff)

e. **COVID Mortality (38 x Deaths)**

- (1) 38 (100%) deaths have occurred in hospitals.
- (2) **24 deaths have been reported by Punjab.**
- (3) **14 deaths have been reported in District Lahore. Most by any district**
- (4) National CFR was reported at 2.21 %.
- (5) 56 % deceased suffered from co-morbidities.