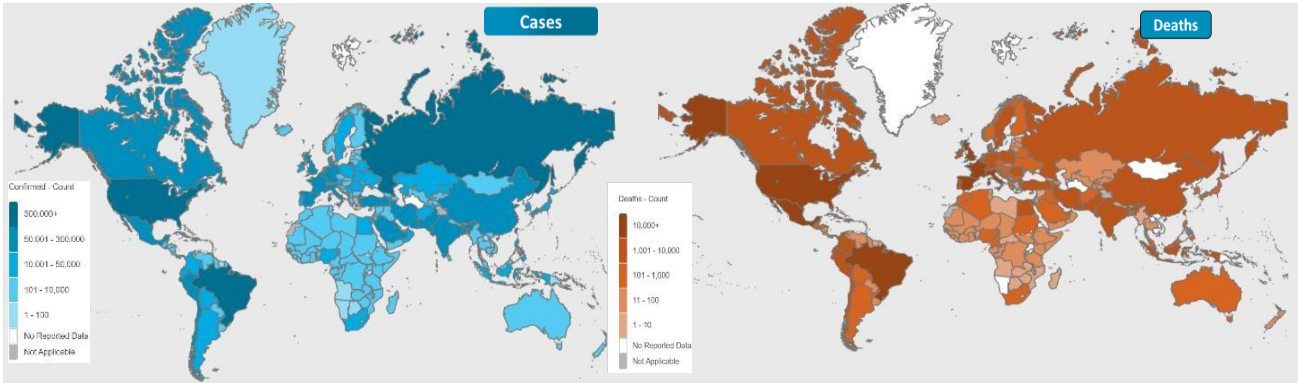




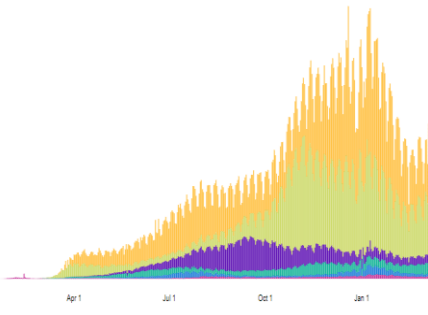
NATIONAL COMMAND AND OPERATIONS CENTRE SITUATION REPORT PART – I

Issued: 2:00 PM
8 Mar 2021

Global Update

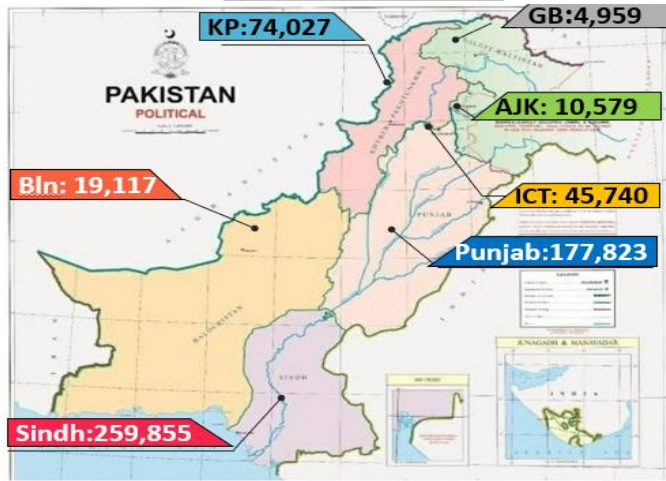


Americas	51,531,438 confirmed
Europe	39,744,340 confirmed
South-East Asia	13,684,394 confirmed
Eastern Mediterranean	6,616,840 confirmed
Africa	2,895,549 confirmed
Western Pacific	1,662,186 confirmed



	Ranking	Countries	Cases	Cases Last 24 Hrs	Deaths	Deaths Last 24 Hrs	Ranking Change
Global	1	World	117,441,175	372,306	2,605,011	5,736	
	1	USA	29,696,250	41,967	537,838	716	↔
	3	Brazil	11,019,344	80,024	265,500	1,054	↔
	4	Russia	4,322,776	10,595	89,094	368	↔
	5	UK	4,218,520	5,177	124,501	82	↔
	6	France	3,904,293	21,825	88,574	130	↔
	7	Spain	3,149,012	71,138			↔
Regional	2	India	11,229,271	18,691	157,890	99	↔
	15	Iran	1,689,692	8,010	60,687	93	↔
	31	Pakistan	592,100	1,592	13,227	22	↔
	33	Bangladesh	550,330	606	8,462	11	↔
	101	Afghanistan	55,876	7	2,451	2	↔

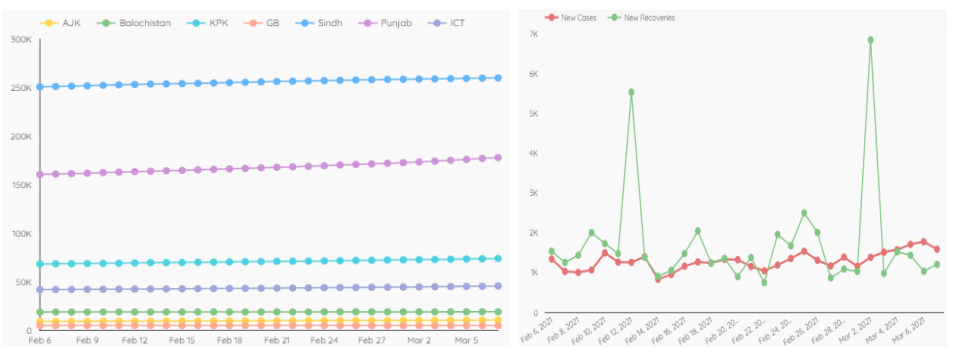
Pakistan COVID Update



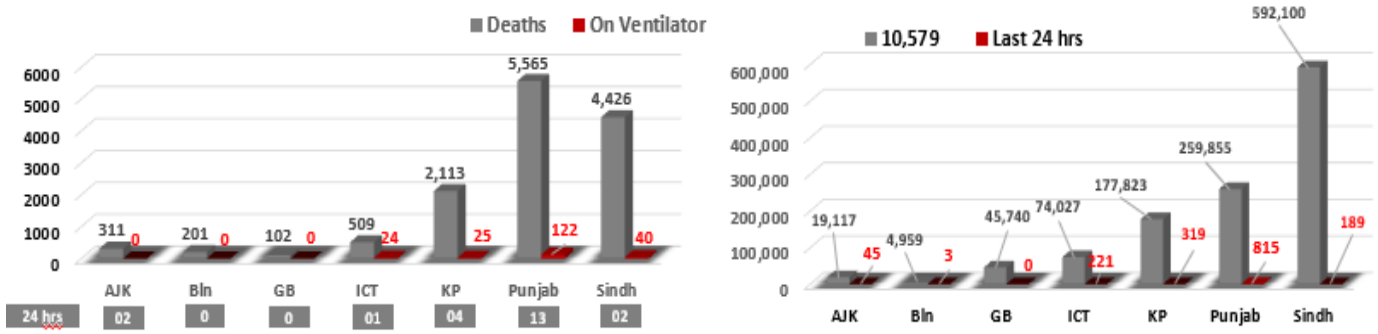
Province-Wise COVID Cases

Provinces	Lab Tests		Lab Confirmed Cases		
	Total Tests Conducted In Last 24 Hours	Total Tests Conducted till date	Previous	Last 24 hours	Cumulative
AJK	608	128,432	10,534	45	10,579
Balochistan	267	194,901	19,114	03	19,117
Gilgit Baltistan	263	90,504	4,959	00	4,959
ICT	4,578	1,150,599	45,519	221	45,740
KP	6,141	1,182,128	73,708	319	74,027
Punjab	14,677	3,417,054	177,008	815	177,823
Sindh	7,813	3,083,209	259,666	189	259,855
Total	34,347	9,246,827	590,508	1,592	592,100

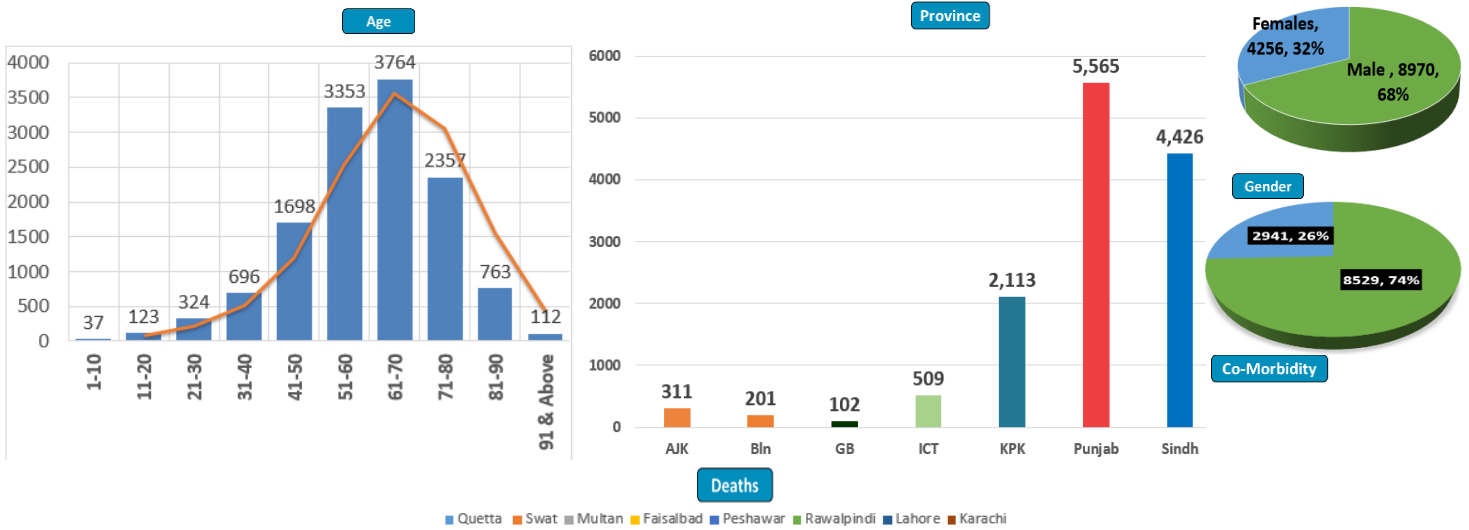
Cases Vs Recovery



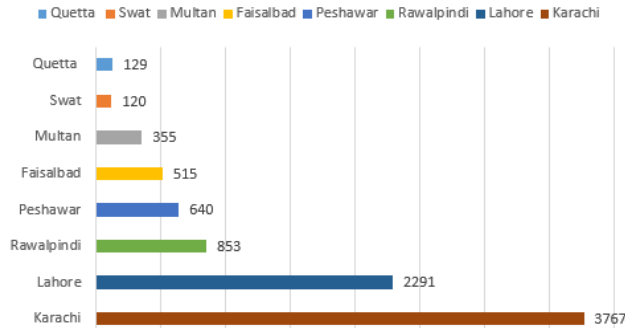
Clinical Status of COVID



Death Analysis

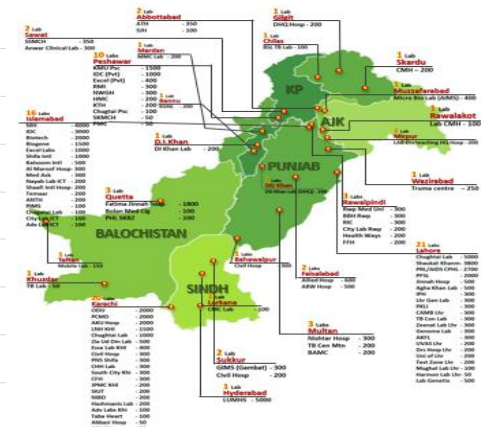
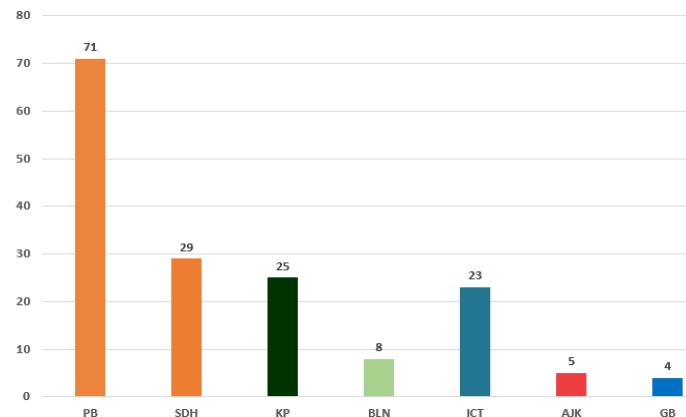


Deaths



Testing Facility

- Total Functioning Labs in Pakistan - 165
- Total Testing Capacity - 60,871
- Testing Conducted Last 24 hrs - 34,347



1. International

a. COVID Status

- (1) 117,440,681 COVID cases & 2,605,009 deaths have been reported across the globe.
- (2) UK has recorded its lowest daily deaths since October, with 82 people dying in the last 24 hours.
- (3) Mexico nears 200,000 COVID deaths.

b. COVID Vaccine

- (1) US CDC claim to have administered 90.35 Mn doses of COVID vaccine.
- (2) Austria suspends AstraZeneca COVID-19 vaccine after death.

2. National

a. COVID Status

- (1) National positivity ratio was recorded at 4.63%.
- (2) Pakistan has reported 1,210 COVID recoveries during last 24 hours

b. Vent Status

- (1) 216 patients are on ventilators.
- (2) Vent occupancy in Lahore has been reported at 36%. (36% day before yesterday)
- (3) 30% vents allocated for COVID patients in ICT have been occupied. (30% day before yesterday)
- (4) 21% vents allocated for COVID patients in Peshawar have been occupied. . (30% day before yesterday)

c. Oxygen Status

- (1) **94% beds allocated for COVID patients in Gujrat have been occupied.** (94% day before yesterday)
- (2) **40% beds allocated for COVID patients in Peshawar have been occupied** (38% day before yesterday)
- (3) 29% beds allocated for COVID patients in Multan have been occupied (30% day before yesterday)
- (4) 27% beds allocated for COVID patients in Lahore have been occupied (26% day before yesterday)
- (5) 27% beds allocated for COVID patients in ICT have been occupied (27% day before yesterday)

d. **HCW (Health Care Workers) Status**

- (1) 8 new cases have been reported in HCWs, increasing the total to **14,484** while **13,872** have recovered (473 active cases)
- (2) Most cases in HCWs have been reported by Sindh **5,454**
- (3) 139 deaths have been reported amongst HCWs. (88 doctors, Medical Student, 3 nurses, 47 paramedic staff)

e. **COVID Mortality (39 x Deaths)**

- (1) 37 (95%) deaths have occurred in hospitals.
- (2) **18 deaths have been reported by Punjab.**
- (3) **11 deaths have been reported in District Karachi. Most by any district**
- (4) National CFR was reported at 2.19 %.
- (5) 56 % deceased suffered from co-morbidities.

