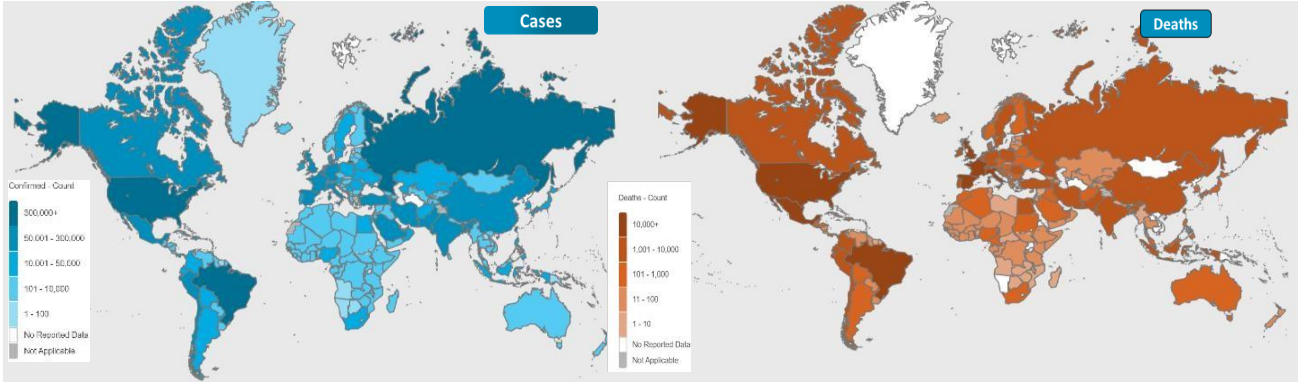




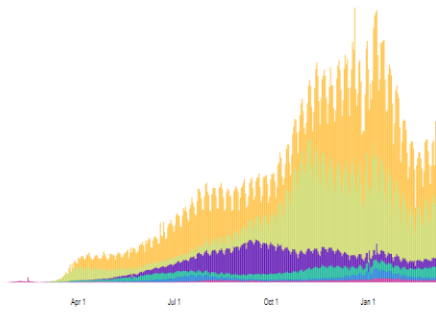
# NATIONAL COMMAND AND OPERATIONS CENTRE SITUATION REPORT PART - I

Issued: 2:00 PM  
9 Mar 2021

## Global Update

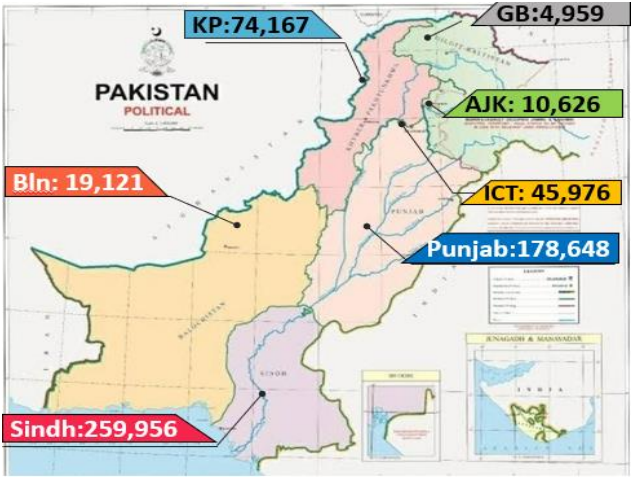


Americas	51,694,320 confirmed
Europe	39,892,674 confirmed
South-East Asia	13,710,065 confirmed
Eastern Mediterranean	6,650,125 confirmed
Africa	2,904,561 confirmed
Western Pacific	1,668,791 confirmed



	Ranking	Countries	Cases	Cases Last 24 Hrs	Deaths	Deaths Last 24 Hrs	Ranking Change
Global		World	117,744,351	292,394	2,611,734	6,443	
	1	USA	29,744,652	45,116	538,628	788	↔
	3	Brazil	11,055,480	36,136	266,614	1,114	↔
	4	Russia	4,333,029	10,253	89,473	379	↔
	5	UK	4,223,232	4,712	124,566	65	↔
	6	France	3,909,560	5,327	88,933	359	↔
	7	Spain	3,160,970	4,721	71,436	100	↔
Regional	2	India	11,244,624	15,353	157,966	76	↔
	15	Iran	1,698,005	8,313	60,786	99	↔
	31	Pakistan	593,453	1,353	13,281	54	↔
	33	Bangladesh	551,175	845	8,476	14	↔
	102	Afghanistan	55,868	14	2,451		↓

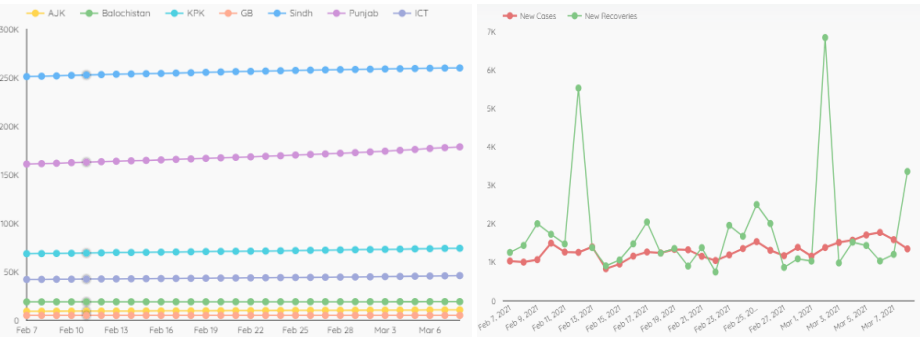
## Pakistan COVID Update



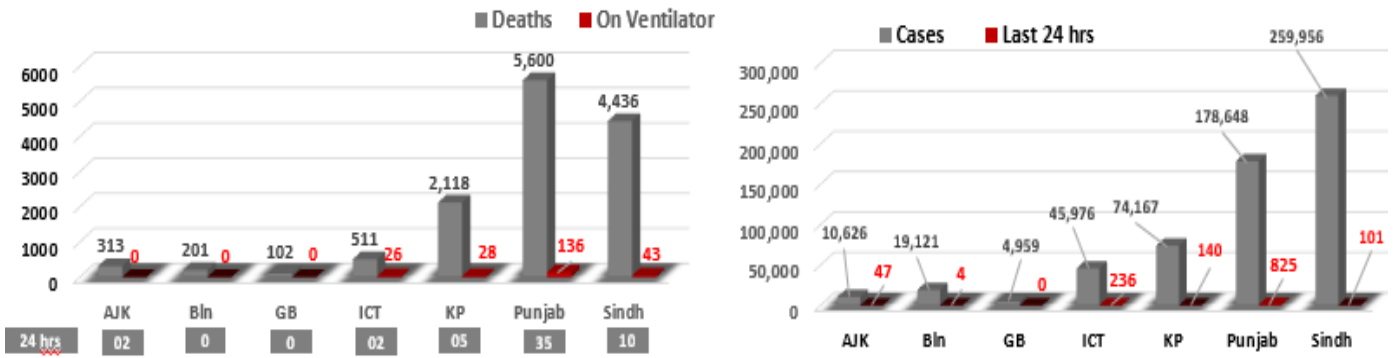
## Province-Wise COVID Cases

Provinces	Lab Tests		Lab Confirmed Cases		
	Total Tests Conducted In Last 24 Hours	Total Tests Conducted till date	Previous	Last 24 hours	Cumulative
AJK	516	128,948	10,579	47	10,626
Balochistan	125	195,026	19,117	04	19,121
Gilgit Baltistan	263	90,767	4,959	00	4,959
ICT	4,847	1,155,446	45,740	236	45,976
KP	4,584	1,186,712	74,027	140	74,167
Punjab	15,501	3,432,555	177,823	825	178,648
Sindh	5,950	3,089,159	259,855	101	259,956
Total	31,786	9,278,613	592,100	1,353	593,453

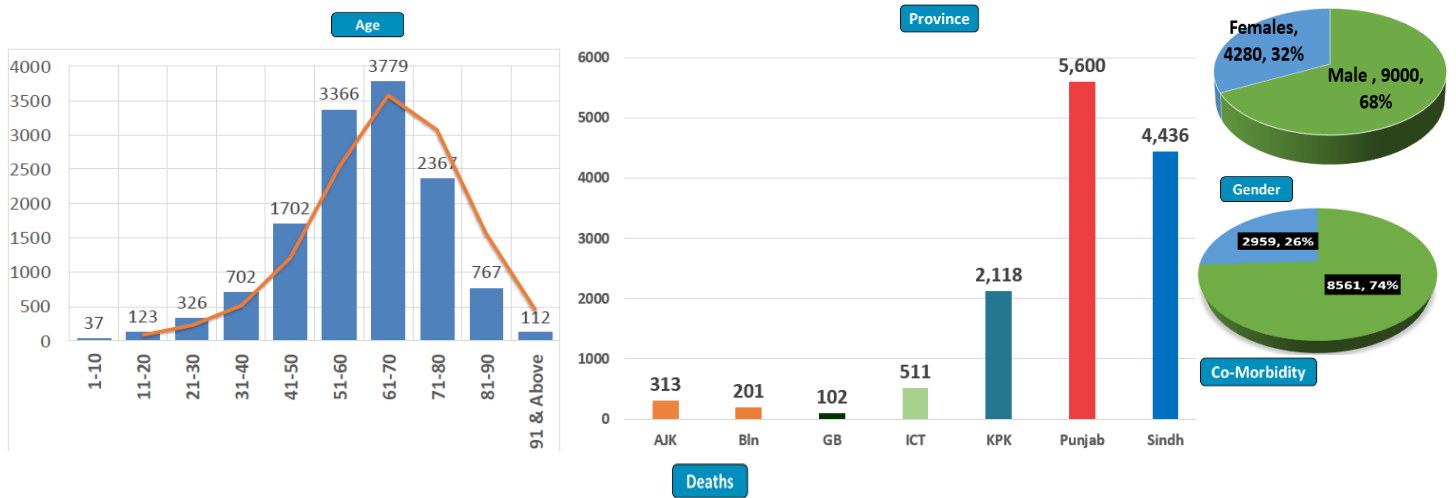
## Cases Vs Recovery



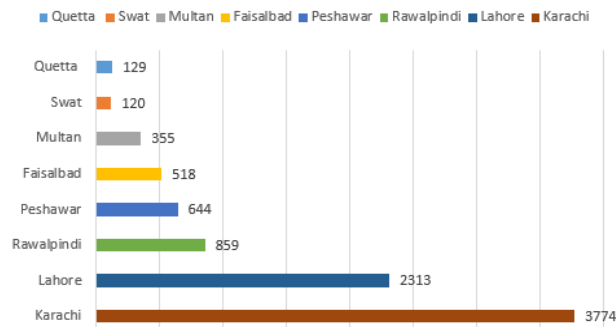
### Clinical Status of COVID



### Death Analysis

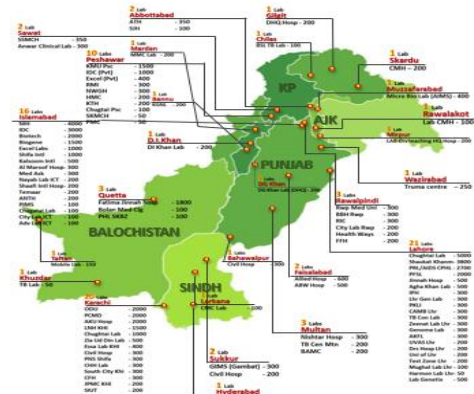
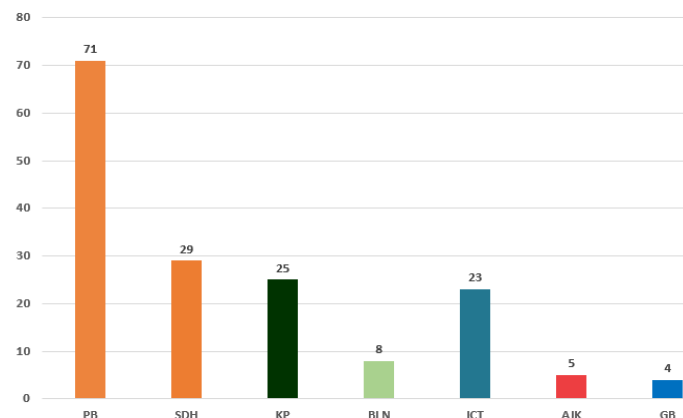


### Deaths



### Testing Facility

- Total Functioning Labs in Pakistan - 165
- Total Testing Capacity - 61,177
- Testing Conducted Last 24 hrs - 31,786



## 1. International

### a. COVID Status

(1) 117,744,351 COVID cases & 2,611,729 deaths have been reported across the globe.

### b. COVID Vaccine

(1) Italy has approved AstraZeneca COVID vaccine for people aged over 65.

(2) Brazil company has requested for EUA to use India's Covaxin COVID vaccine.

### c. Research & Study

(1) Preliminary study in Brazil indicates that COVID-19 vaccine developed by China's Sinovac Biotech is effective against the P1 variant of virus first discovered in Brazil.

(2) COVID vaccine from Pfizer Inc and BioNTech was able to neutralise a new variant of the coronavirus spreading rapidly in Brazil.

## 2. National

### a. COVID Status

(1) National positivity ratio was recorded at 4.25 %.

(2) Pakistan has reported 3,365 COVID recoveries during last 24 hours

### b. Vent Status

(1) 211 patients are on ventilators.

(2) Vent occupancy in Lahore has been reported at 36%. (36% day before yesterday)

(3) 30% vents allocated for COVID patients in ICT have been occupied. (30% day before yesterday)

(4) 20% vents allocated for COVID patients in Peshawar have been occupied. (21% day before yesterday)

### c. Oxygen Status

(1) **94% beds allocated for COVID patients in Gujrat have been occupied.** (94% day before yesterday)

(2) 38% beds allocated for COVID patients in Peshawar have been occupied (40% day before yesterday)

(3) 31% beds allocated for COVID patients in ICT have been occupied (27% day before yesterday)

(4) 29% beds allocated for COVID patients in Multan have been occupied (29% day before yesterday)

- (5) 28% beds allocated for COVID patients in Lahore have been occupied (27% day before yesterday)

d. **HCW (Health Care Workers) Status**

- (1) 6 new cases have been reported in HCWs, increasing the total to **14,490** while **13,877** have recovered (474 active cases)
- (2) Most cases in HCWs have been reported by Sindh **5,456**
- (3) 139 deaths have been reported amongst HCWs. (88 doctors, Medical Student, 3 nurses, 47 paramedic staff)

e. **COVID Mortality (22 x Deaths)**

- (1) 22 (100%) deaths have occurred in hospitals.
- (2) **13 deaths have been reported by Punjab.**
- (3) **06 deaths have been reported in District Lahore. Most by any district**
- (4) National CFR was reported at 1.39 %.
- (5) 76 % deceased suffered from co-morbidities.