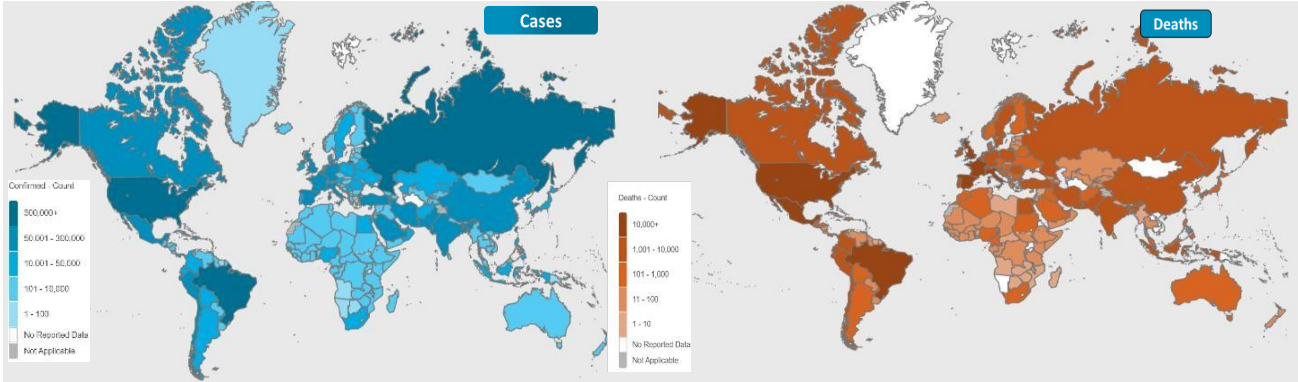




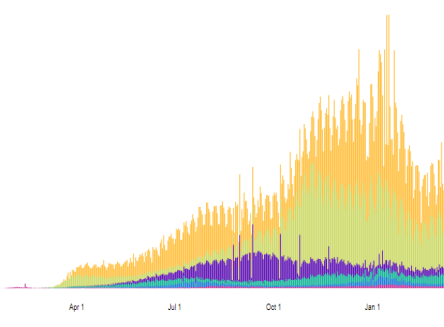
# NATIONAL COMMAND AND OPERATIONS CENTRE SITUATION REPORT PART - I

Issued: 2:00 PM  
12 Mar 2021

## Global Update

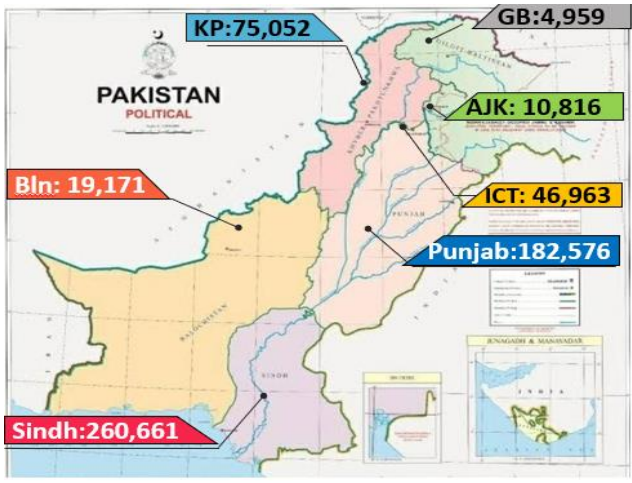


Americas	52,202,902 confirmed
Europe	40,438,291 confirmed
South-East Asia	13,789,730 confirmed
Eastern Mediterranean	6,756,455 confirmed
Africa	2,924,244 confirmed
Western Pacific	1,687,217 confirmed



	Ranking	Countries	Cases	Cases Last 24 Hrs	Deaths	Deaths Last 24 Hrs	Ranking Change
Global		World	119,101,501	477,361	2,641,019	9,637	
	1	USA	29,925,902	62,773	543,721	1,531	↔
	3	Brazil	11,284,269	78,297	273,124	2,207	↔
	4	Russia	4,360,823	9,270	90,734	459	↔
	5	UK	4,241,677	6,753	125,168	181	↔
	6	France	3,990,331	27,166	89,830	265	↔
	7	Spain	3,178,356	6,255	72,085	166	↔
Regional	2	India	11,305,979	21,668	158,326	113	↔
	15	Iran	1,723,470	8,308	61,016	88	↔
	31	Pakistan	600,198	2,701	13,430	54	↔
	33	Bangladesh	554,156	1,051	8,502	6	↔
	102	Afghanistan	55,940	39	2,454	3	↔

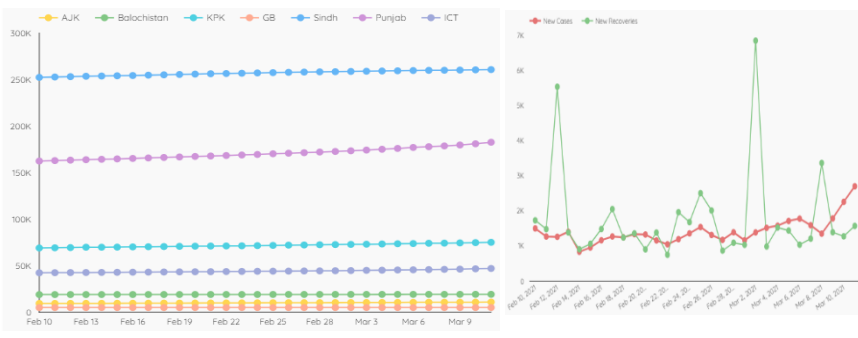
## Pakistan COVID Update



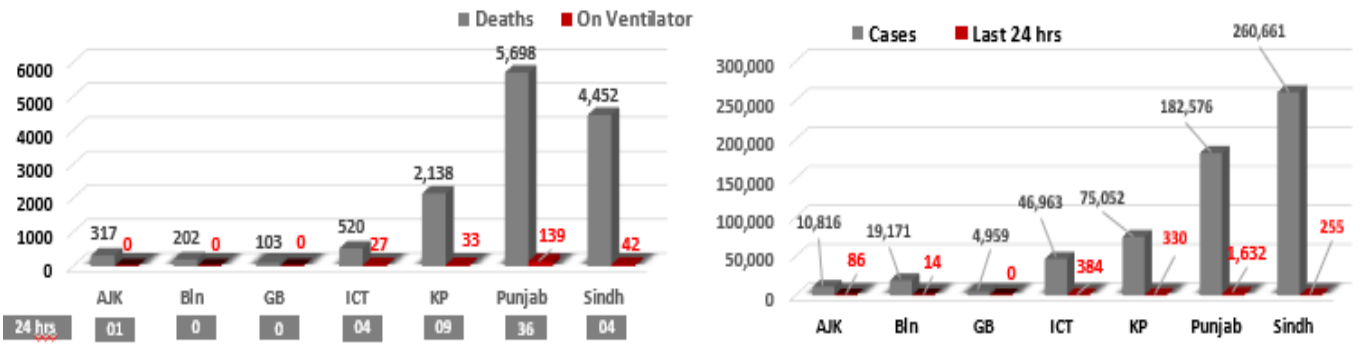
## Province-Wise COVID Cases

Provinces	Lab Tests		Lab Confirmed Cases		
	Total Tests Conducted In Last 24 Hours	Total Tests Conducted till date	Previous	Last 24 hours	Cumulative
AJK	716	131,007	10,730	86	10,816
Balochistan	468	196,419	19,157	14	19,171
Gilgit Baltistan	331	91,703	4,959	00	4,959
ICT	6,224	1,179,077	46,579	384	46,963
KP	7,281	1,206,709	74,722	330	75,052
Punjab	15,736	3,480,725	180,944	1,632	182,576
Sindh	10,377	3,116,999	260,406	255	260,661
Total	41,133	9,402,639	597,497	2,701	600,198

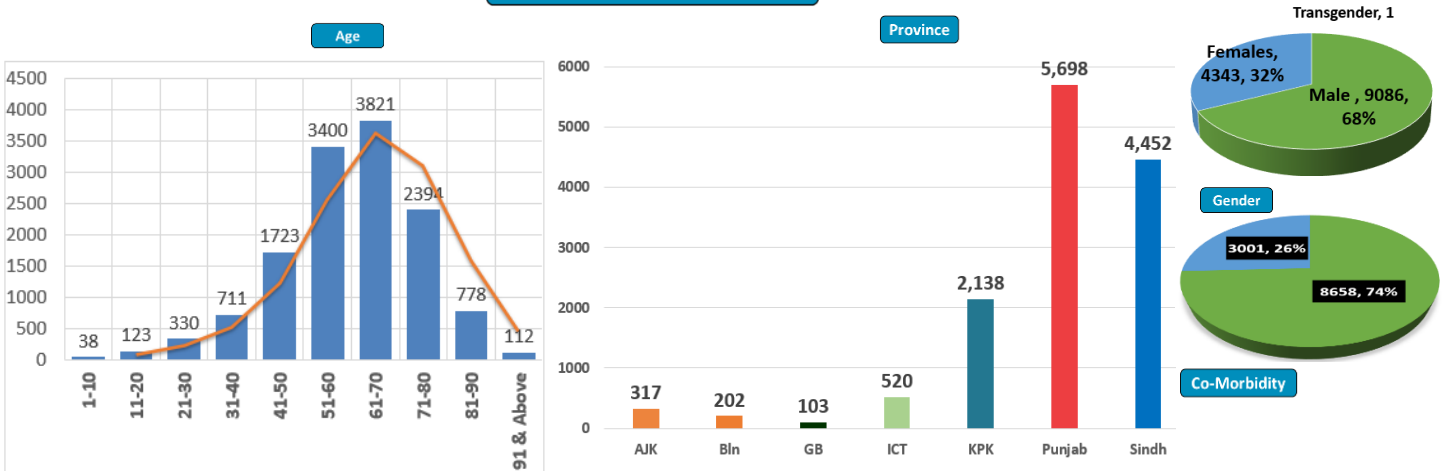
## Cases Vs Recovery



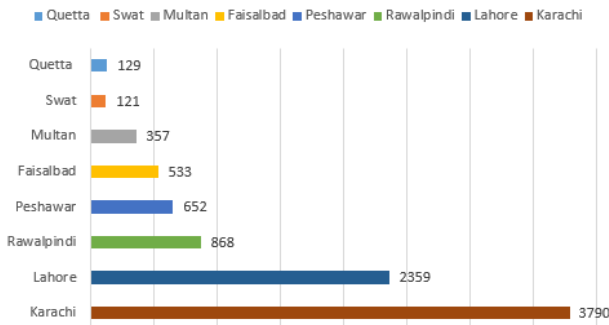
### Clinical Status of COVID



### Death Analysis

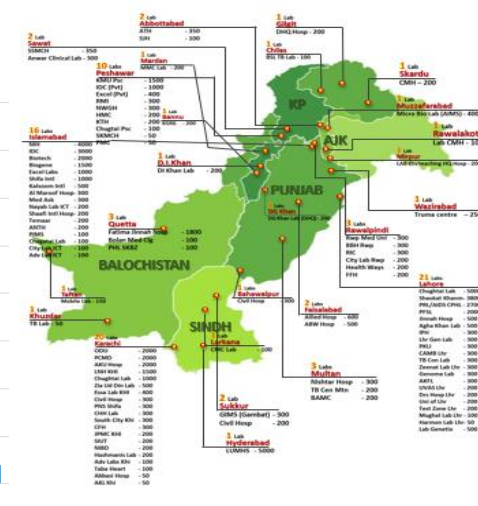
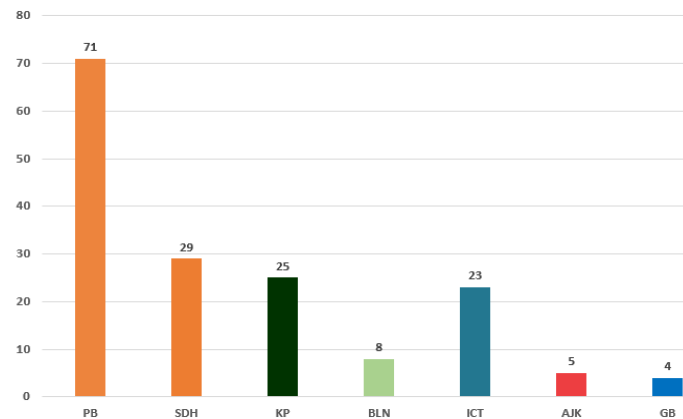


### Deaths



### Testing Facility

- Total Functioning Labs in Pakistan - 165
- Total Testing Capacity - 61,177
- Testing Conducted Last 24 hrs - 41,133



## 1. International

### a. COVID Status

- (1) 119,101,446 COVID cases & 2,641,017 deaths have been reported across the globe.
- (2) India has reported its worst single-day increase of 158,129 in COVID-19 cases since late December.

### b. COVID Vaccine

- (1) Pfizer and BioNTech said that real-world data from Israel suggests that their vaccine is 94% effective in preventing asymptomatic infections.
- (2) EMA recommended conditionally approving Johnson & Johnson's single dose COVID vaccine.

## 2. National

### a. COVID Status

- (1) National positivity ratio was recorded at 6.56%.
- (2) Pakistan has reported 1,572 COVID recoveries during last 24 hours

### b. Vent Status

- (1) 242 patients are on ventilators.
- (2) Vent occupancy in Lahore has been reported at 39%. (37% day before yesterday)
- (3) 37% vents allocated for COVID patients in ICT have been occupied. (37% day before yesterday)
- (4) 24% vents allocated for COVID patients in Peshawar have been occupied. (24% day before yesterday)

### c. Oxygen Status

- (1) **94% beds allocated for COVID patients in Gujrat have been occupied.** (94% day before yesterday)
- (2) 39% beds allocated for COVID patients in Peshawar have been occupied (41% day before yesterday)
- (3) 36% beds allocated for COVID patients in ICT have been occupied (33% day before yesterday)
- (4) 29% beds allocated for COVID patients in Lahore have been occupied (27% day before yesterday)
- (5) 25% beds allocated for COVID patients in Multan have been occupied (25% day before yesterday)

d. **HCW (Health Care Workers) Status**

- (1) **8** new cases have been reported in HCWs, increasing the total to **14,512** while **13,900** have recovered (473 active cases)
- (2) Most cases in HCWs have been reported by Sindh **5,463**
- (3) 139 deaths have been reported amongst HCWs. (88 doctors, Medical Student, 3 nurses, 47 paramedic staff)

e. **COVID Mortality (52 x Deaths)**

- (1) 52 (100%) deaths have occurred in hospitals.
- (2) **33 deaths have been reported by Punjab.**
- (3) **11 deaths have been reported in District Lahore. Most by any district**
- (4) National CFR was reported at 2.56 %.
- (5) 67 % deceased suffered from co-morbidities.