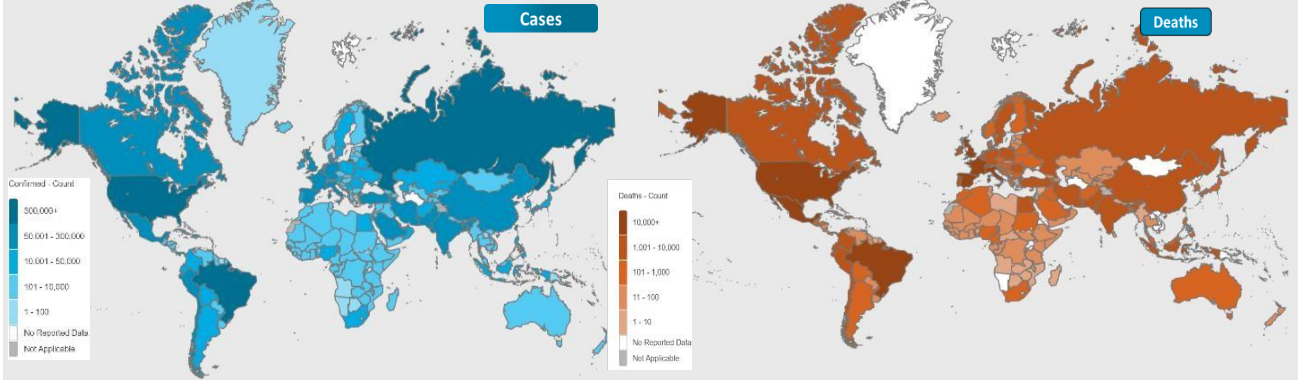




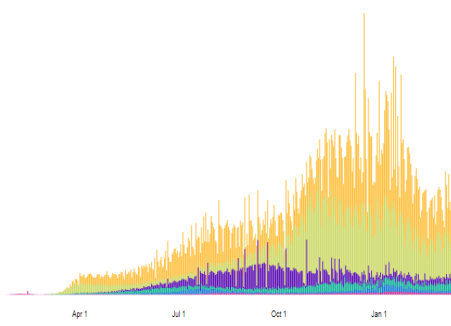
# NATIONAL COMMAND AND OPERATIONS CENTRE SITUATION REPORT PART – I

Issued: 2:00 PM  
15 Mar 2021

## Global Update

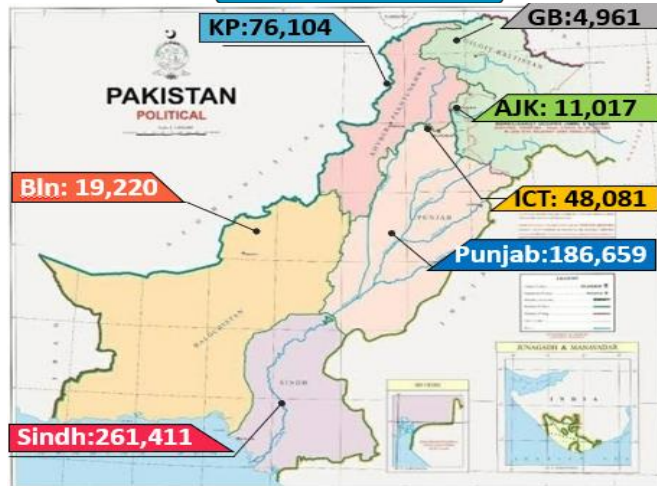


|                       |                      |
|-----------------------|----------------------|
| Americas              | 52,775,904 confirmed |
| Europe                | 41,039,452 confirmed |
| South-East Asia       | 13,884,388 confirmed |
| Eastern Mediterranean | 6,860,421 confirmed  |
| Africa                | 2,948,316 confirmed  |
| Western Pacific       | 1,711,455 confirmed  |



|          | Ranking | Countries   | Cases      | Cases Last 24 Hrs | Deaths  | Deaths Last 24 Hrs | Ranking Change |
|----------|---------|-------------|------------|-------------------|---------|--------------------|----------------|
| Global   | 1       | USA         | 30,081,657 | 36,896            | 547,234 | 629                | ↔              |
|          | 2       | Brazil      | 11,483,370 | 44,120            | 278,327 | 1,111              | ↔              |
|          | 4       | Russia      | 4,390,608  | 10,083            | 92,090  | 395                | ↔              |
|          | 5       | UK          | 4,258,438  | 4,618             | 125,516 | 52                 | ↔              |
|          | 6       | France      | 4,071,662  | 26,343            | 90,429  | 114                | ↔              |
|          | 8       | Spain       | 3,183,704  |                   | 72,258  |                    | ↔              |
|          | 3       | India       | 11,385,158 | 26,514            | 158,762 | 120                | ↔              |
|          | 15      | Iran        | 1,746,953  | 7,593             | 61,230  | 88                 | ↔              |
| Regional | 31      | Pakistan    | 607,453    | 2,253             | 13,537  | 29                 | ↔              |
|          | 33      | Bangladesh  | 557,395    | 1,159             | 8,545   | 18                 | ↔              |
|          | 102     | Afghanistan | 55,972     | 13                | 2,459   | 2                  | ↔              |

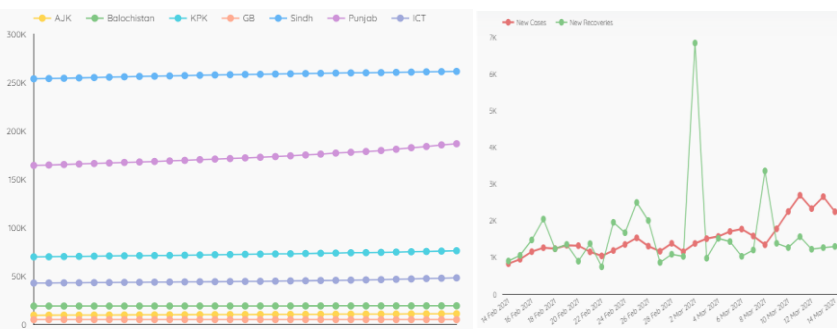
## Pakistan COVID Update



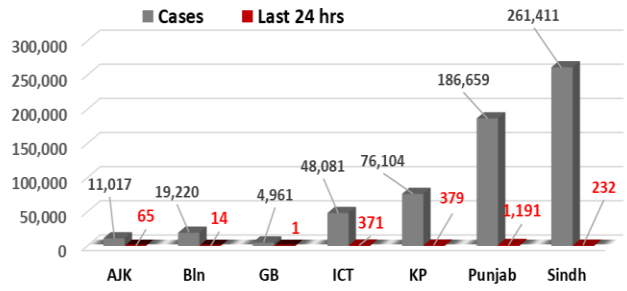
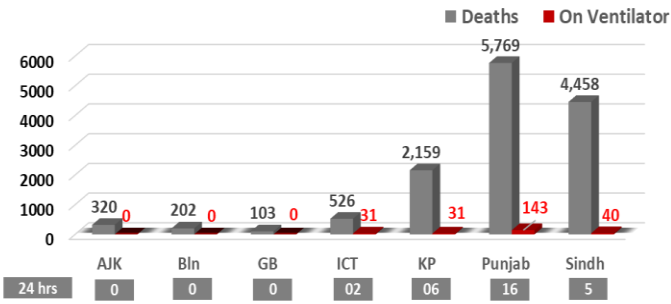
## Province-Wise COVID Cases

| Provinces        | Lab Tests                              |                                 | Lab Confirmed Cases |               |            |
|------------------|----------------------------------------|---------------------------------|---------------------|---------------|------------|
|                  | Total Tests Conducted In Last 24 Hours | Total Tests Conducted till date | Previous            | Last 24 hours | Cumulative |
| AJK              | 610                                    | 133,007                         | 10,952              | 65            | 11,017     |
| Balochistan      | 483                                    | 197,903                         | 19,206              | 14            | 19,220     |
| Gilgit Baltistan | 312                                    | 92,636                          | 4,960               | 01            | 4,961      |
| ICT              | 4,773                                  | 1,196,689                       | 47,710              | 371           | 48,081     |
| KP               | 6,931                                  | 1,229,190                       | 75,725              | 379           | 76,104     |
| Punjab           | 22,916                                 | 3,536,089                       | 185,468             | 1,191         | 186,659    |
| Sindh            | 8,036                                  | 3,144,249                       | 261,179             | 232           | 261,411    |
| Total            | 44,061                                 | 9,529,763                       | 605,200             | 2,253         | 607,453    |

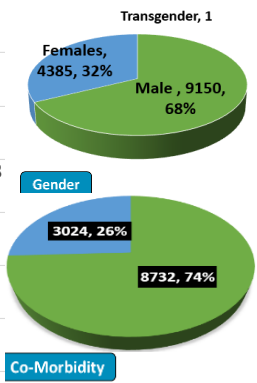
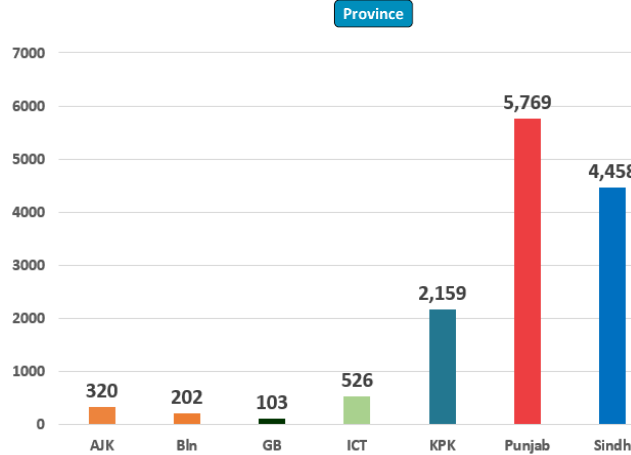
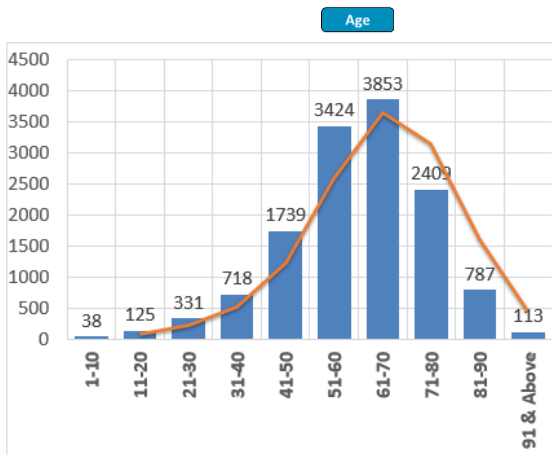
## Cases Vs Recovery



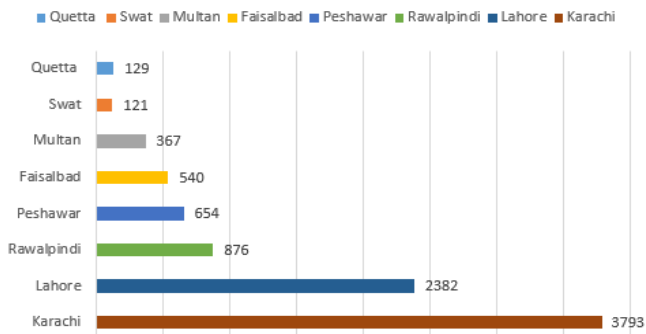
### Clinical Status of COVID



### Death Analysis

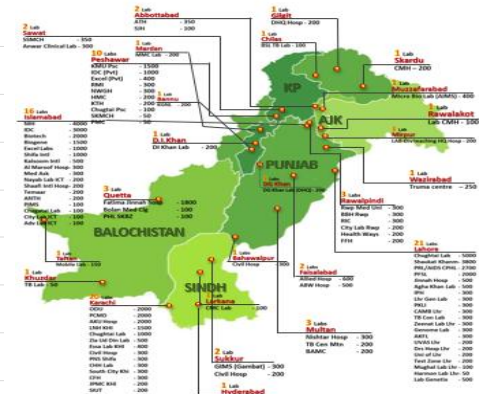
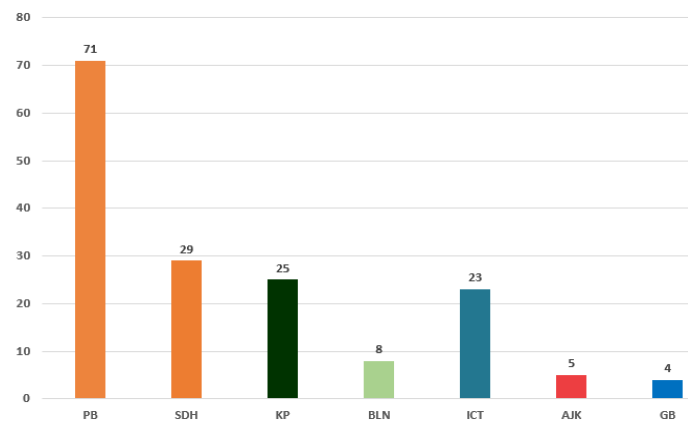


### Deaths



### Testing Facility

- Total Functioning Labs in Pakistan - 165
- Total Testing Capacity - 61,177
- Testing Conducted Last 24 hrs - 44,061



## 1. International

### a. COVID Status

(1) 120,406,742 COVID cases & 2,664,954 deaths have been reported across the globe.

### b. COVID Vaccine

(1) Italy's northern region of Piedmont has said it would temporarily suspend AstraZeneca coronavirus shots.

(2) AstraZeneca Plc has said a review of safety data of people vaccinated with its Covid vaccine has shown no evidence of an increased risk of blood clots.

(3) Netherlands suspends use of AstraZeneca vaccine.

## 2. National

### a. COVID Status

(1) National positivity ratio was recorded at 5.11%.

(2) Pakistan has reported 1,307 COVID recoveries during last 24 hours

### b. Vent Status

(1) 247 patients are on ventilators.

(2) 38% vents allocated for COVID patients in ICT have been occupied. (32% day before yesterday)

(3) Vent occupancy in Lahore has been reported at 34%. (38% day before yesterday)

(4) 28% vents allocated for COVID patients in Multan have been occupied.

(5) 25% vents allocated for COVID patients in Peshawar have been occupied. (26% day before yesterday)

### c. Oxygen Status

(1) **51% beds allocated for COVID patients in Gujrat have been occupied.** (100% day before yesterday)

(2) **44% beds allocated for COVID patients in Peshawar have been occupied** (42% day before yesterday)

(3) 37% beds allocated for COVID patients in ICT have been occupied (37% day before yesterday)

(4) 31% beds allocated for COVID patients in Lahore have been occupied (29% day before yesterday)

(5) 25% beds allocated for COVID patients in Rawalpindi have been occupied (25% day before yesterday)

- (6) 24% beds allocated for COVID patients in Multan have been occupied (24% day before yesterday)

d. **HCW (Health Care Workers) Status**

- (1) 8 new cases have been reported in HCWs, increasing the total to **14,544** while **13,931** have recovered (470 active cases)
- (2) Most cases in HCWs have been reported by Sindh **5,471**
- (3) 143 deaths have been reported amongst HCWs. (92 doctors, Medical Student, 3 nurses, 47 paramedic staff)

e. **COVID Mortality (32 x Deaths)**

- (1) 45 (98%) deaths have occurred in hospitals.
- (2) **34 deaths have been reported by Punjab.**
- (3) **12 deaths have been reported in District Lahore. Most by any district**
- (4) National CFR was reported at **1.96 %**.
- (5) 86% deceased suffered from co-morbidities.