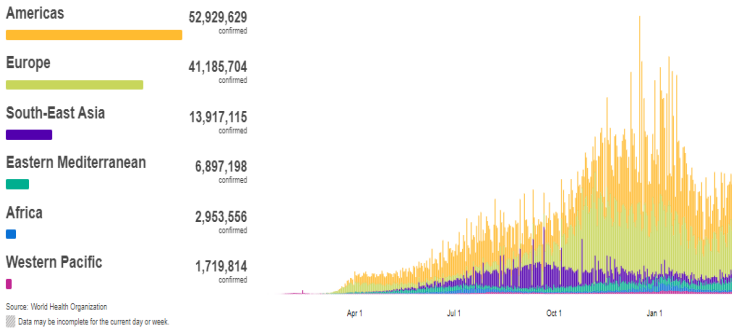
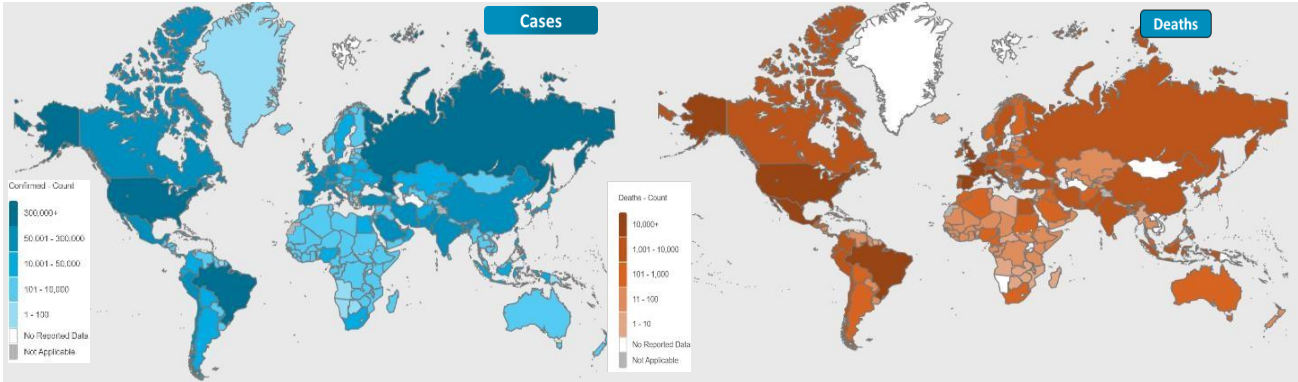




NATIONAL COMMAND AND OPERATIONS CENTRE SITUATION REPORT PART – I

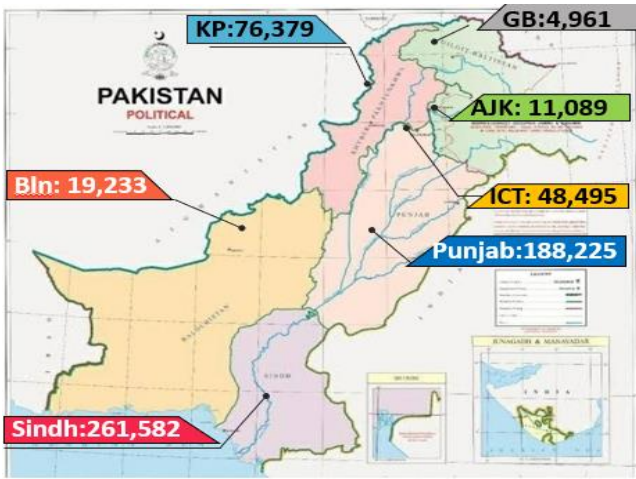
Issued: 2:00 PM
16 Mar 2021

Global Update



Ranking	Countries	Cases	Cases Last 24 Hrs	Deaths	Deaths Last 24 Hrs	Ranking Change
	World	120,764,967	336,327	2,671,762	6,550	
1	USA	30,138,586	45,045	548,013	785	↔
2	Brazil	11,525,477	42,107	279,602	1,275	↔
4	Russia	4,400,045	9,437	92,494	404	↔
5	UK	4,263,527	5,089	125,580	64	↔
6	France	4,078,133	6,471	90,762	333	↔
8	Spain	3,195,062	4,484	72,424	56	↔
3	India	11,409,595	24,437	158,892	130	↔
15	Iran	1,754,993	7,980	61,330	100	↔
31	Pakistan	609,964	2,511	13,595	58	↔
33	Bangladesh	559,168	1,773	8,571	26	↔
102	Afghanistan	55,995	23	2,460	1	↔

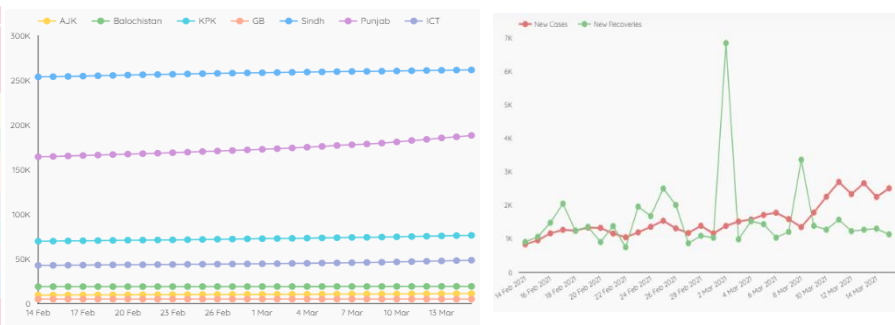
Pakistan COVID Update



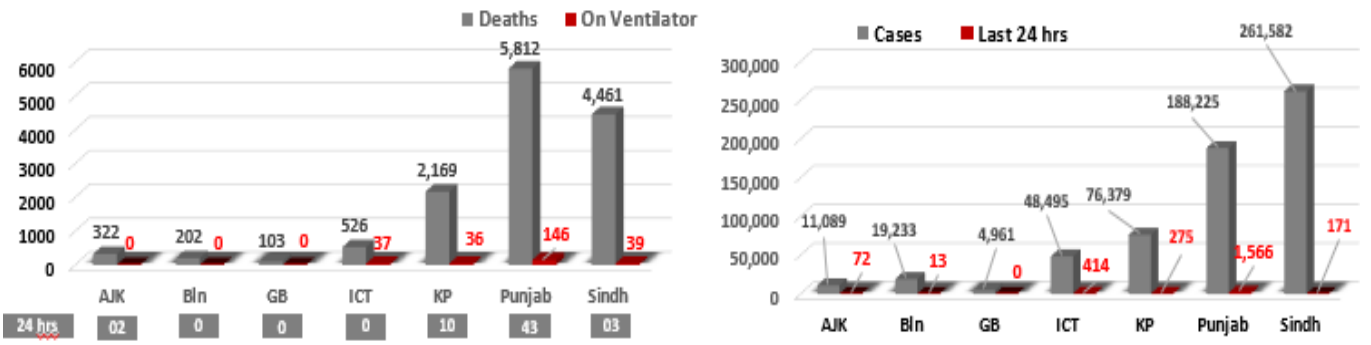
Province-Wise COVID Cases

Provinces	Lab Tests		Lab Confirmed Cases		
	Total Tests Conducted in Last 24 Hours	Total Tests Conducted till date	Previous	Last 24 hours	Cumulative
AJK	716	133,723	11,017	72	11,089
Balochistan	398	198,301	19,220	13	19,233
Gilgit Baltistan	377	93,013	4,961	00	4,961
ICT	5,369	1,202,058	48,081	414	48,495
KP	6,205	1,235,395	76,104	275	76,379
Punjab	13,727	3,549,816	186,659	1,566	188,225
Sindh	8,511	3,152,760	261,411	171	261,582
Total	35,303	9,565,066	607,453	2,511	609,964

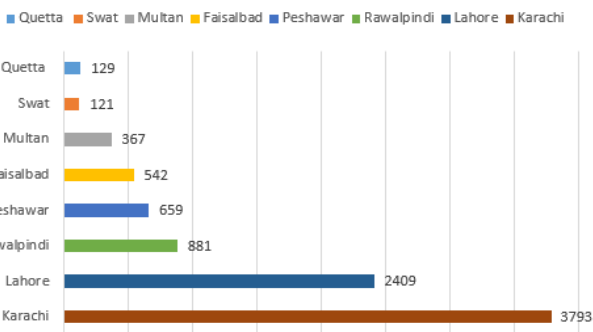
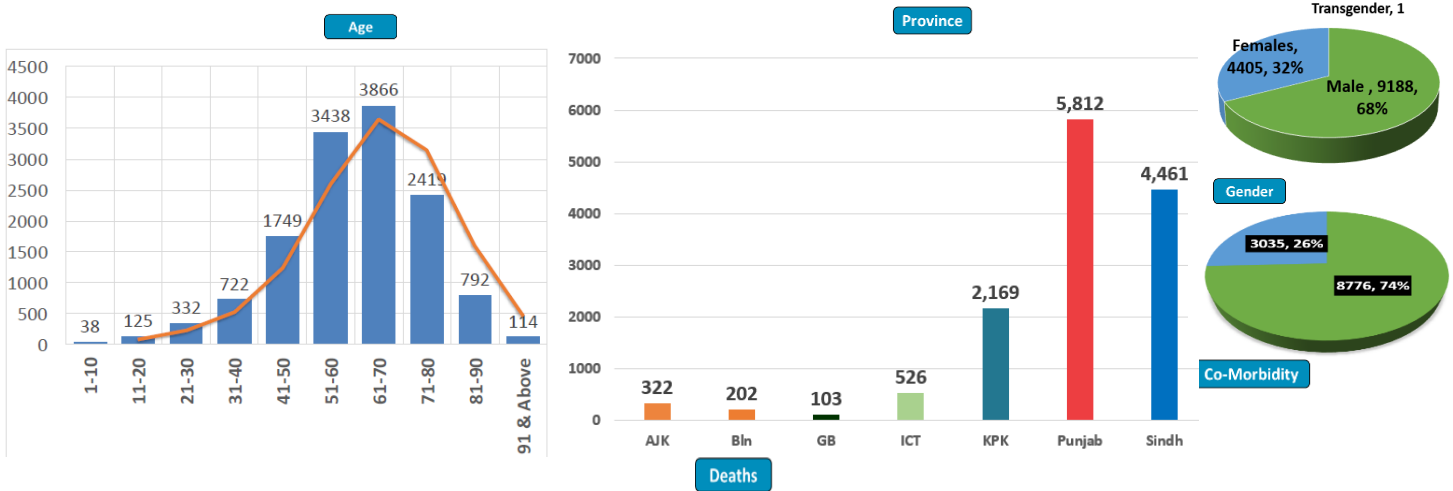
Cases Vs Recovery



Clinical Status of COVID

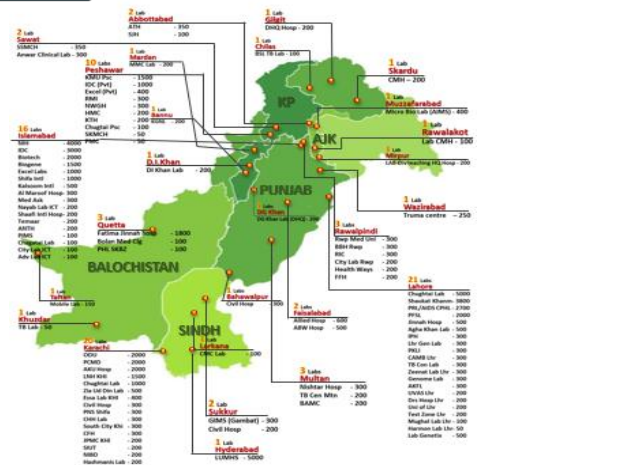
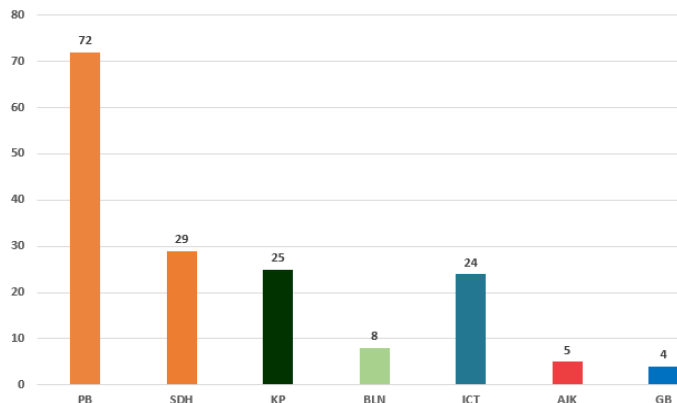


Death Analysis



Testing Facility

- Total Functioning Labs in Pakistan - 166
- Total Testing Capacity - 61,277
- Testing Conducted Last 24 hrs - 35,303



1. International

a. COVID Status

- (1) 120,764,967 COVID cases & 2,671,762 deaths have been reported across the globe.
- (2) WHO has said that the past week has seen an 11% increase in Covid cases worldwide.
- (3) Turkey has recorded 15,503 new Covid-19 cases, the highest daily rise this year.

b. COVID Vaccine

- (1) France, Italy, Portugal, Slovenia and Cyprus announced they will stop administering the Oxford/AstraZeneca vaccine.
- (2) WHO has insisted countries should keep using the AstraZeneca COVID vaccine.

2. National

a. COVID Status

- (1) National positivity ratio was recorded at 7.11 %.
- (2) Pakistan has reported 1,136 COVID recoveries during last 24 hours

b. Vent Status

- (1) 245 patients are on ventilators.
- (2) 38% vents allocated for COVID patients in ICT have been occupied. (38% day before yesterday)
- (3) Vent occupancy in Lahore has been reported at 34%. (34% day before yesterday)
- (4) 28% vents allocated for COVID patients in Multan have been occupied. (28% day before yesterday)
- (5) 23% vents allocated for COVID patients in Peshawar have been occupied. (25% day before yesterday)

c. Oxygen Status

- (1) **59% beds allocated for COVID patients in Gujrat have been occupied.** (51% day before yesterday)
- (2) **45% beds allocated for COVID patients in Peshawar have been occupied** (44% day before yesterday)
- (3) 36% beds allocated for COVID patients in ICT have been occupied (37% day before yesterday)

- (4) 30% beds allocated for COVID patients in Lahore have been occupied (31% day before yesterday)
- (5) 27% beds allocated for COVID patients in Rawalpindi have been occupied (25% day before yesterday)
- (6) 24% beds allocated for COVID patients in Multan have been occupied (24% day before yesterday)

d. **HCW (Health Care Workers) Status**

- (1) 3 new cases have been reported in HCWs, increasing the total to **14,547** while **13,936** have recovered (468 active cases)
- (2) Most cases in HCWs have been reported by Sindh **5,475**
- (3) 143 deaths have been reported amongst HCWs. (92 doctors, Medical Student, 3 nurses, 47 paramedic staff)

e. **COVID Mortality (29 x Deaths)**

- (1) 26 (90%) deaths have occurred in hospitals.
- (2) **16 deaths have been reported by Punjab.**
- (3) **07 deaths have been reported in District Gujranwala. Most by any district**
- (4) National CFR was reported at **1.28 %**.
- (5) 65% deceased suffered from co-morbidities.