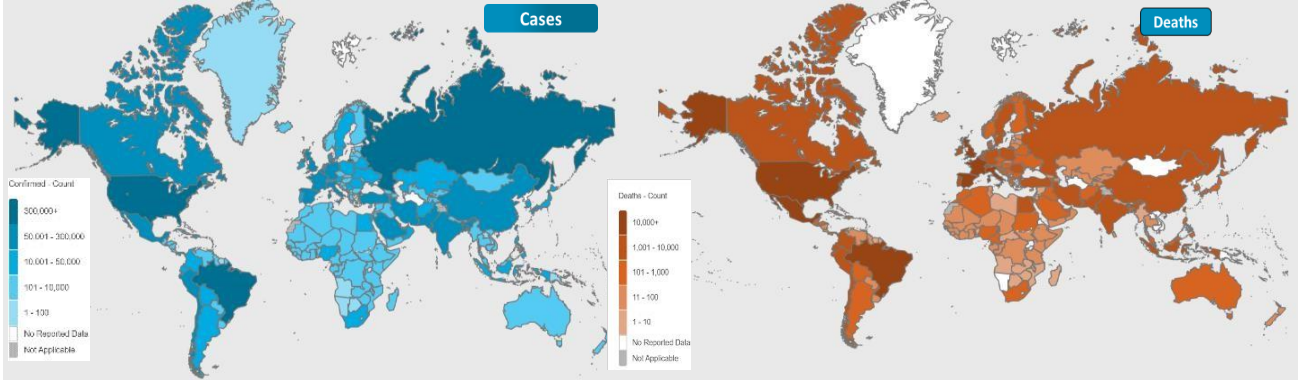




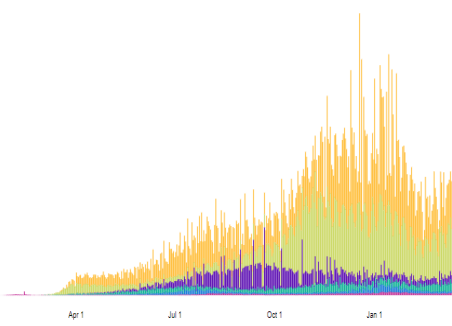
# NATIONAL COMMAND AND OPERATIONS CENTRE SITUATION REPORT PART – I

Issued: 2:00 PM  
17 Mar 2021

## Global Update

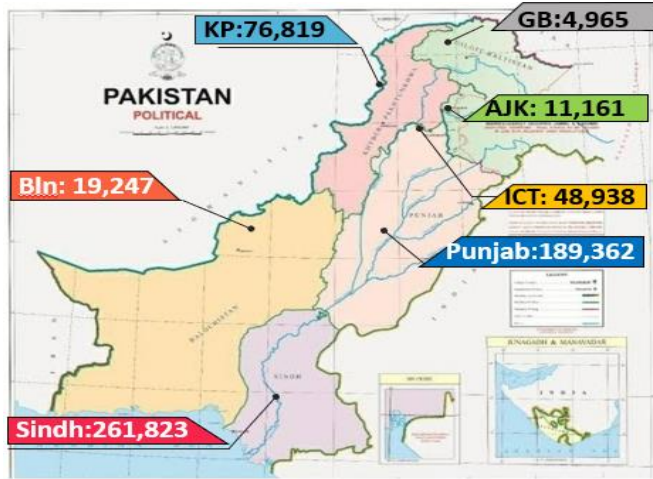


Americas	53,040,381 confirmed
Europe	41,350,283 confirmed
South-East Asia	13,949,629 confirmed
Eastern Mediterranean	6,933,453 confirmed
Africa	2,958,224 confirmed
Western Pacific	1,727,985 confirmed



	Ranking	Countries	Cases	Cases Last 24 Hrs	Deaths	Deaths Last 24 Hrs	Ranking Change
Global		World	121,267,705	449,180	2,681,949	9,847	
	1	USA	30,231,550	53,231	549,367	1,248	
	2	Brazil	11,609,601	84,124	282,400	2,798	
	4	Russia	4,409,438	9,393	92,937	443	
	5	UK	4,268,821	5,294	125,690	110	
	6	France	4,108,108	29,975	91,170	338	
Regional	8	Spain	3,200,024	4,962	72,565	141	
	3	India	11,438,464	28,869	159,079	187	
	15	Iran	1,763,313	8,380	61,427	97	
	31	Pakistan	612,315	23,51	13,656	61	
	33	Bangladesh	560,887	1,719	8,597	26	
102	Afghanistan	56,016	21	2,460			

## Pakistan COVID Update



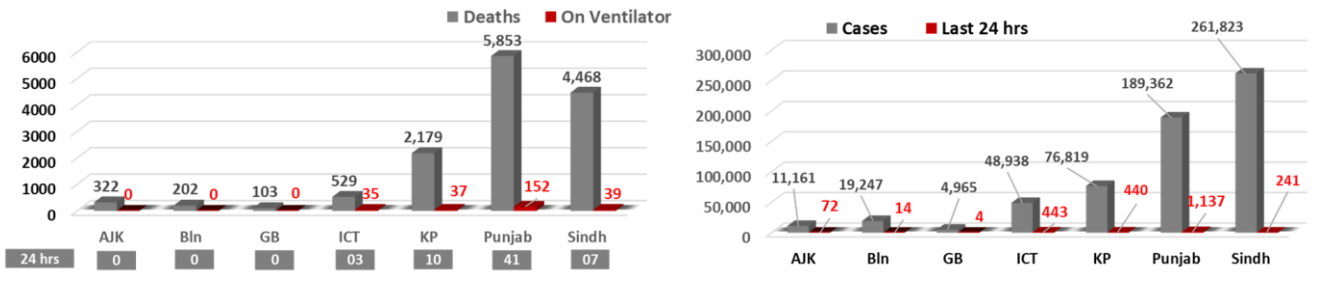
## Province-Wise COVID Cases

Provinces	Lab Tests		Lab Confirmed Cases		
	Total Tests Conducted In Last 24 Hours	Total Tests Conducted till date	Previous	Last 24 hours	Cumulative
AJK	649	134,372	11,089	72	11,161
Balochistan	545	198,846	19,233	14	19,247
Gilgit Baltistan	334	93,347	4,961	04	4,965
ICT	5,260	1,207,318	48,495	443	48,938
KP	7,001	1,242,396	76,379	440	76,819
Punjab	16,132	3,565,948	188,225	1,137	189,362
Sindh	8,878	3,161,638	261,582	241	261,823
Total	38,799	9,603,865	609,964	2,351	612,315

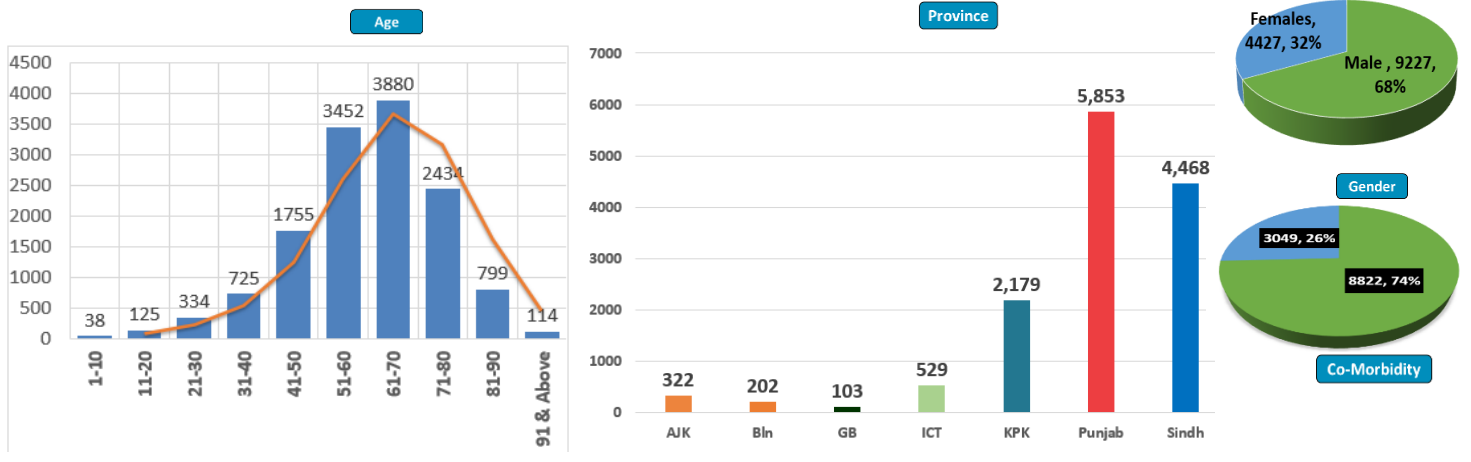
## Cases Vs Recovery



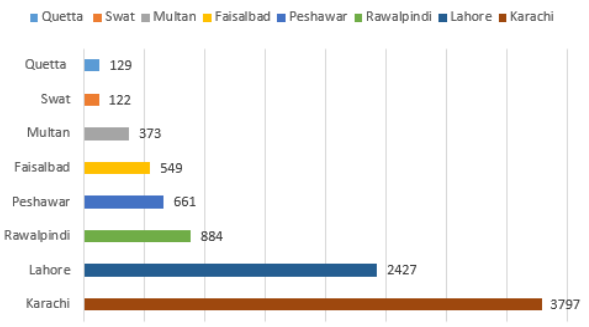
### Clinical Status of COVID



### Death Analysis

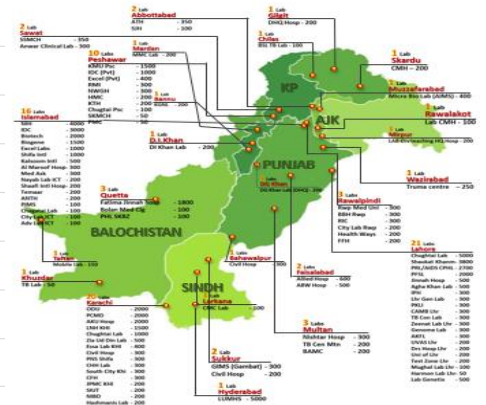
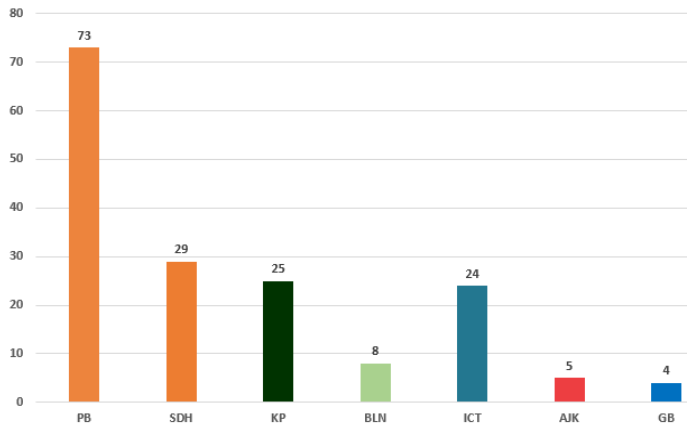


### Deaths



### Testing Facility

- Total Functioning Labs in Pakistan - 168
- Total Testing Capacity - 61,377
- Testing Conducted Last 24 hrs - 38,799



## 1. International

### a. COVID Status

- (1) 121,267,705 COVID cases & 2,681,949 deaths have been reported across the globe
- (2) French prime minister Jean Castex has said that France had entered a third wave
- (3) The number of deaths from Covid-19 across Europe passed 900,000

### b. COVID Vaccine

- (1) EU says 'no indication' blood clots are linked to Oxford vaccine
- (2) Israeli study suggests vaccinated pregnant women could pass protection to their babies.

## 2. National

### a. COVID Status

- (1) National positivity ratio was recorded at 6.05 %.
- (2) Pakistan has reported 2,853 COVID recoveries during last 24 hours

### b. Vent Status

- (1) 258 patients are on ventilators.
- (2) 46% vents allocated for COVID patients in ICT have been occupied. (38% day before yesterday)
- (3) Vent occupancy in Lahore has been reported at 35%. (34% day before yesterday)
- (4) 30% vents allocated for COVID patients in Multan have been occupied. (28% day before yesterday)
- (5) 27% vents allocated for COVID patients in Bhawalpur have been occupied. (23% day before yesterday)

### c. Oxygen Status

- (1) **66% beds allocated for COVID patients in Gujrat have been occupied.** (59% day before yesterday)
- (2) **46% beds allocated for COVID patients in Peshawar have been occupied** (45% day before yesterday)
- (3) 38% beds allocated for COVID patients in ICT have been occupied (36% day before yesterday)
- (4) 30% beds allocated for COVID patients in Lahore have been occupied (30% day before yesterday)

- (5) 30% beds allocated for COVID patients in Rawalpindi have been occupied (27% day before yesterday)
- (6) 25% beds allocated for COVID patients in Multan have been occupied (24% day before yesterday)

d. **HCW (Health Care Workers) Status**

- (1) 11 new cases have been reported in HCWs, increasing the total to **14,558** while **13,943** have recovered (468 active cases)
- (2) Most cases in HCWs have been reported by Sindh **5,476**
- (3) 143 deaths have been reported amongst HCWs. (92 doctors, Medical Student, 3 nurses, 47 paramedic staff)

e. **COVID Mortality (58 x Deaths)**

- (1) 55 (95%) deaths have occurred in hospitals.
- (2) **43 deaths have been reported by Punjab.**
- (3) **27 deaths have been reported in District Gujranwala. Most by any district**
- (4) National CFR was reported at 2.30 %.
- (5) 80% deceased suffered from co-morbidities.