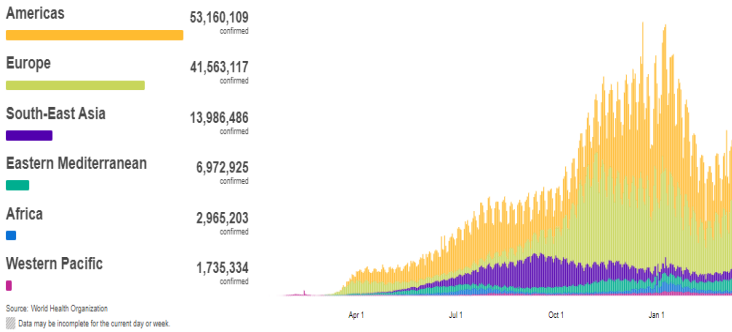
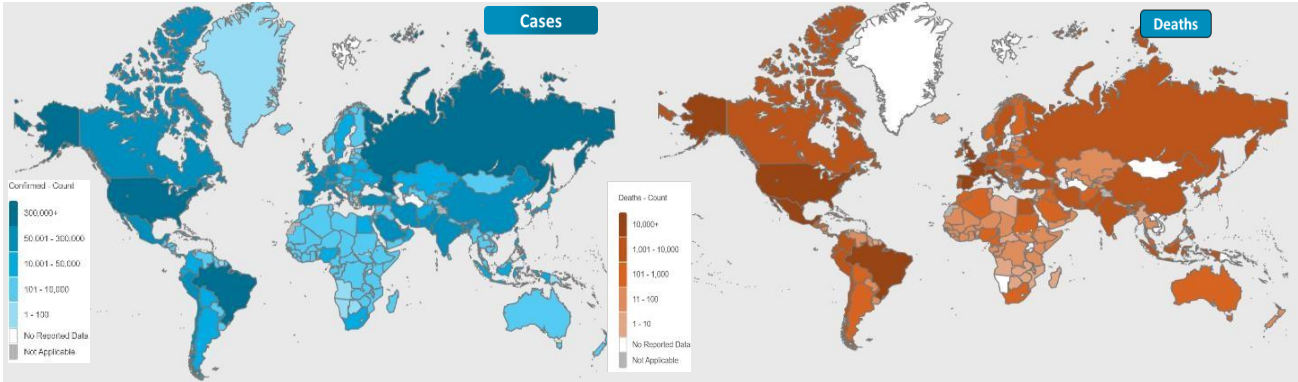




NATIONAL COMMAND AND OPERATIONS CENTRE SITUATION REPORT PART – I

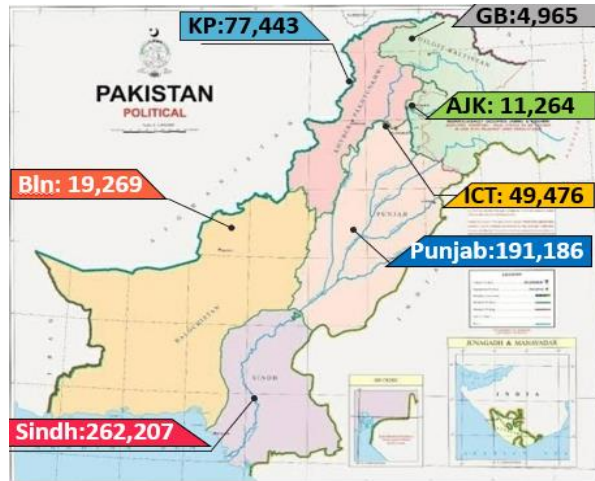
Issued: 2:00 PM
18 Mar 2021

Global Update



Ranking	Countries	Cases	Cases Last 24 Hrs	Deaths	Deaths Last 24 Hrs	Ranking Change
	World	121,803,968	528,845	2,691,812	9,712	
Global	1	USA	30,294,798	62,794	550,649	1,288
	2	Brazil	11,700,431	90,830	285,136	2,736
	4	Russia	4,418,436	8,998	93,364	427
	5	UK	4,274,579	5,758	125,831	141
	6	France	4,146,609	38,501	91,437	267
	8	Spain	3,206,116	6,092	72,793	228
Regional	3	India	11,474,302	35,838	159,250	171
	15	Iran	1,771,115	7,802	61,492	65
	31	Pakistan	615,810	3,495	13,717	61
	33	Bangladesh	562,752	1,865	8,608	11
102	Afghanistan	56,044	28	2,462	2	

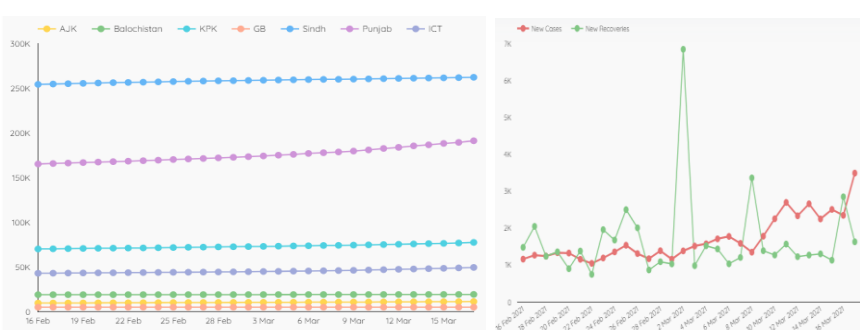
Pakistan COVID Update



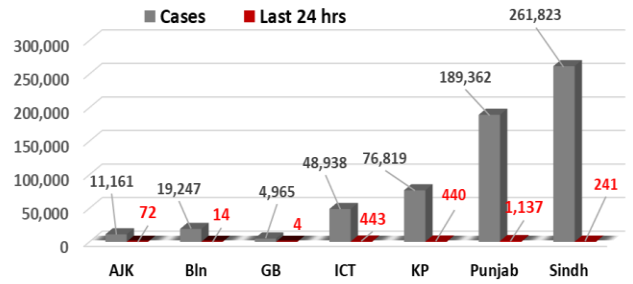
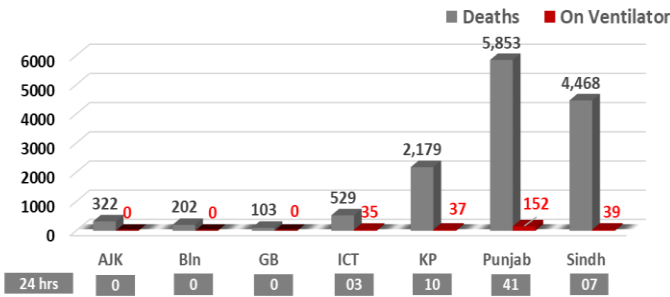
Province-Wise COVID Cases

Provinces	Lab Tests		Lab Confirmed Cases		
	Total Tests Conducted In Last 24 Hours	Total Tests Conducted till date	Previous	Last 24 hours	Cumulative
AJK	1,274	135,646	11,161	103	11,264
Balochistan	493	199,339	19,247	22	19,269
Gilgit Baltistan	352	93,699	4,965	00	4,965
ICT	6,919	1,214,237	48,938	538	49,476
KP	7,622	1,250,018	76,819	624	77,443
Punjab	17,127	3,583,075	189,362	1,824	191,186
Sindh	10,590	3,172,228	261,823	384	262,207
Total	44,977	9,648,242	612,915	3,495	615,810

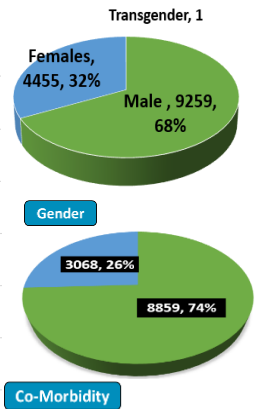
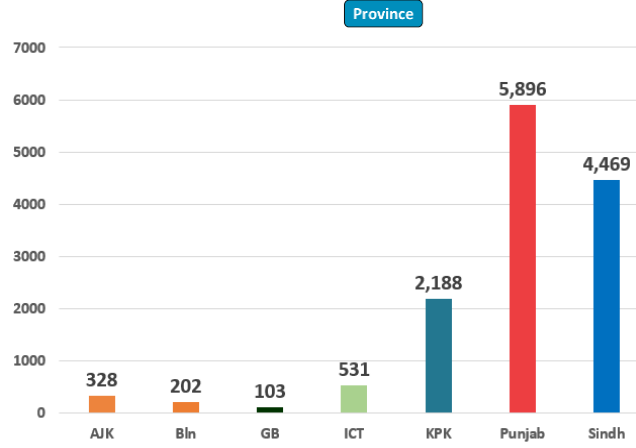
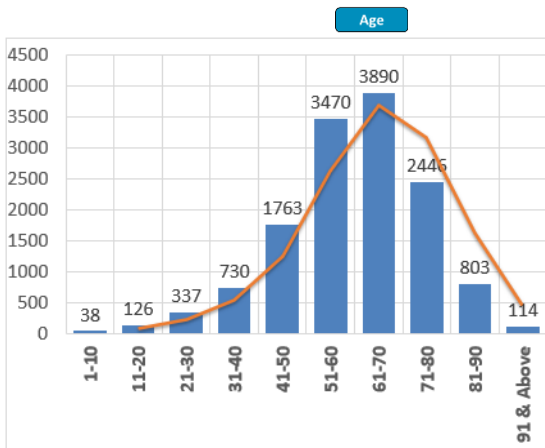
Cases Vs Recovery



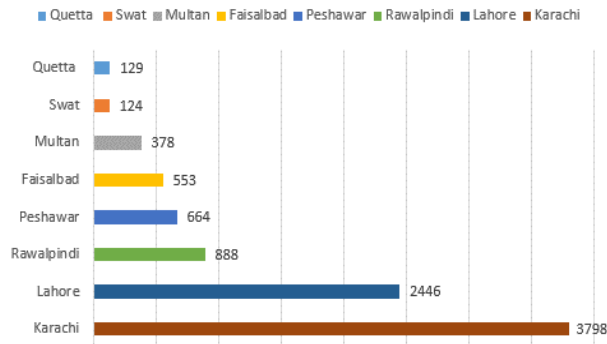
Clinical Status of COVID



Death Analysis

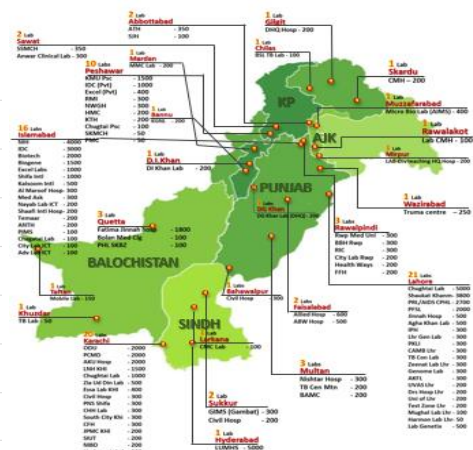
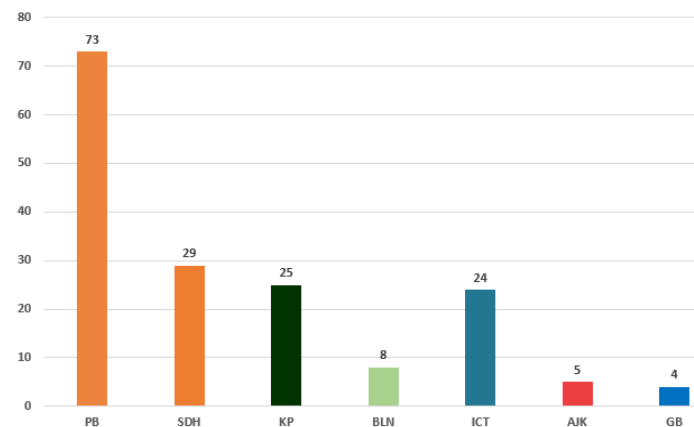


Deaths



Testing Facility

- Total Functioning Labs in Pakistan - 168
- Total Testing Capacity - 61,377
- Testing Conducted Last 24 hrs - 44,377



1. International

a. COVID Status

- (1) 121,803,968 COVID cases & 2,691,812 deaths have been reported across the globe
- (2) Brazil has registered an unprecedented 90,303 new coronavirus cases during last 24 hours.

b. COVID Vaccine

- (1) Taiwan has cleared AstraZeneca COVID vaccines.
- (2) China has approved the emergency use of a self-developed recombinant protein subunit vaccine against Covid-19 developed by Institute of Microbiology under the Chinese Academy of Sciences.
- (3) EU may get more restrictive in exporting Covid-19 vaccines to safeguard essential jobs for its own citizens facing a third wave of the pandemic.

2. National

a. COVID Status

- (1) National positivity ratio was recorded at 7.87 %.
- (2) Pakistan has reported 1,634 COVID recoveries during last 24 hours

b. Vent Status

- (1) 263 patients are on ventilators.
- (2) 43% vents allocated for COVID patients in ICT have been occupied. (46% day before yesterday)
- (3) Vent occupancy in Lahore has been reported at 37%. (35% day before yesterday)
- (4) 33% vents allocated for COVID patients in Multan have been occupied. (30% day before yesterday)
- (5) 27% vents allocated for COVID patients in Bhawalpur have been occupied. (27% day before yesterday)

c. Oxygen Status

- (1) **67% beds allocated for COVID patients in Gujrat have been occupied.** (66% day before yesterday)
- (2) **51% beds allocated for COVID patients in Peshawar have been occupied** (46% day before yesterday)
- (3) **40% beds allocated for COVID patients in ICT have been occupied** (38% day before yesterday)

- (4) 31% beds allocated for COVID patients in Multan have been occupied (30% day before yesterday)
- (5) 31% beds allocated for COVID patients in Rawalpindi have been occupied (30% day before yesterday)

d. **HCW (Health Care Workers) Status**

- (1) **16** new cases have been reported in HCWs, increasing the total to **14,574** while **13,943** have recovered (488 active cases)
- (2) Most cases in HCWs have been reported by Sindh **5,480**
- (3) 143 deaths have been reported amongst HCWs. (92 doctors, Medical Student, 3 nurses, 47 paramedic staff)

e. **COVID Mortality (61 x Deaths)**

- (1) 56 (92%) deaths have occurred in hospitals.
- (2) **41 deaths have been reported by Punjab.**
- (3) **18 deaths have been reported in District Lahore. Most by any district**
- (4) National CFR was reported at 2.59 %.
- (5) 77 % deceased suffered from co-morbidities.