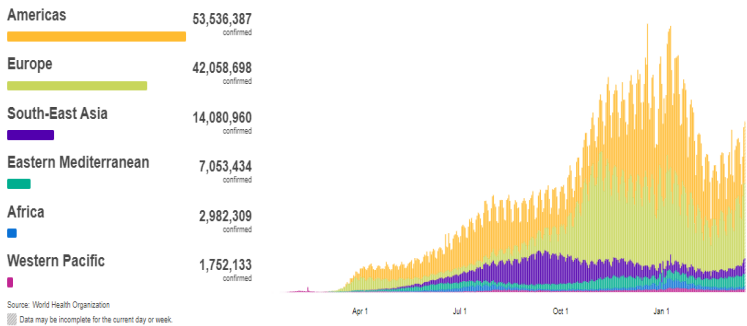
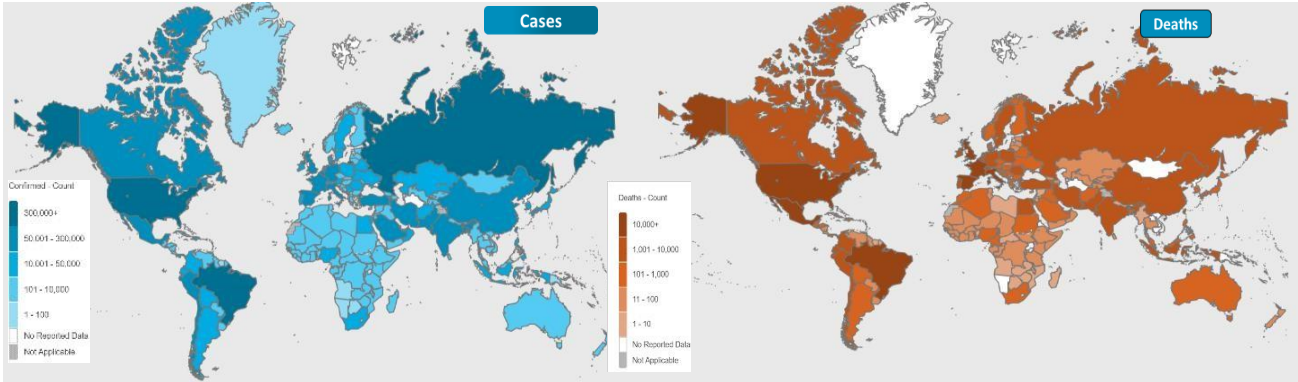




NATIONAL COMMAND AND OPERATIONS CENTRE SITUATION REPORT PART – I

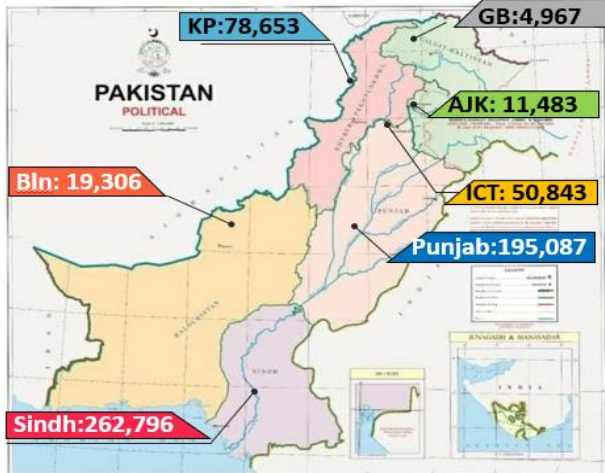
Issued: 2:00 PM
20 Mar 2021

Global Update



Ranking	Countries	Cases	Cases Last 24 Hrs	Deaths	Deaths Last 24 Hrs	Ranking Change
	World	122,880,319	514,285	2,712,990	10,016	
1	USA	30,425,787	65,981	554,104	1,268	↔
2	Brazil	11,877,009	89,409	290,525	2,790	↔
4	Russia	4,437,938	9,699	94,267	443	↔
5	UK	4,285,684	4,802	126,026	101	↔
6	France	4,181,607		91,679		↔
8	Spain	3,212,332		72,910		↔
3	India	11,554,895	40,950	159,594	189	↔
15	Iran	1,786,265	7,620	61,649	68	↔
31	Pakistan	623,135	3,876	13,799	42	↔
33	Bangladesh	566,838	1,899	8,642	18	↔
102	Afghanistan	56,093	24	2,462		↔

Pakistan COVID Update



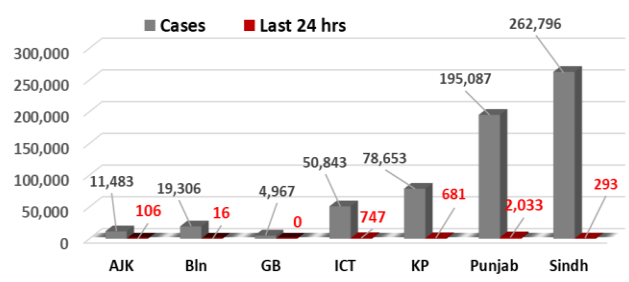
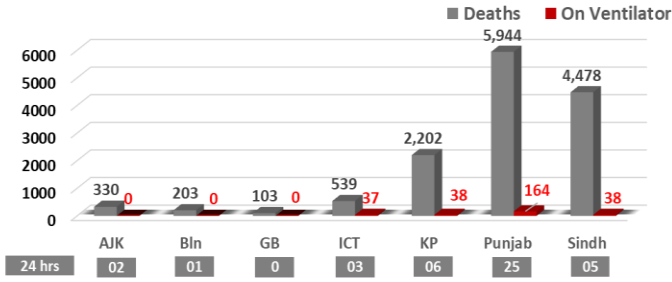
Province-Wise COVID Cases

Provinces	Lab Tests		Lab Confirmed Cases		
	Total Tests Conducted In Last 24 Hours	Total Tests Conducted till date	Previous	Last 24 hours	Cumulative
AJK	886	137,556	11,377	106	11,483
Balochistan	362	200,154	19,290	16	19,306
Gilgit Baltistan	330	94,318	4,967	00	4,967
ICT	5,958	1,227,486	50,096	747	50,843
KP	7,753	1,265,214	77,972	681	78,653
Punjab	15,212	3,614,105	193,054	2,033	195,087
Sindh	10,445	3,193,200	262,503	293	262,796
Total	40,946	9,732,033	619,259	3,876	623,135

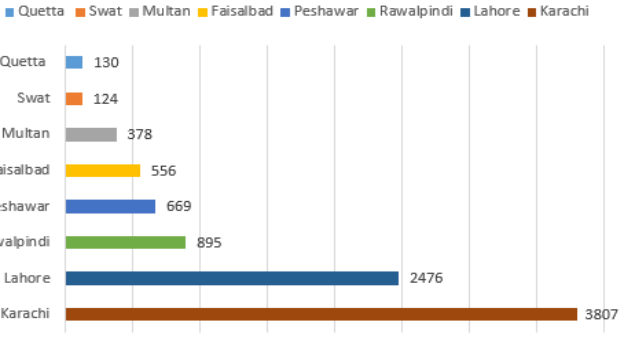
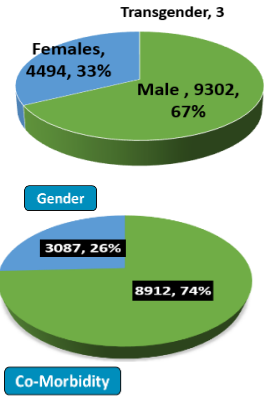
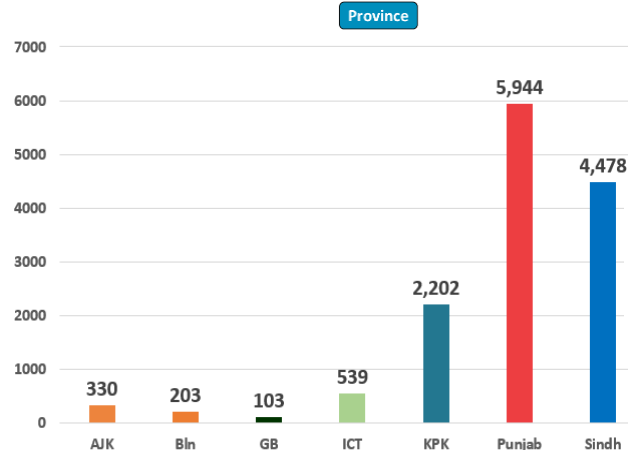
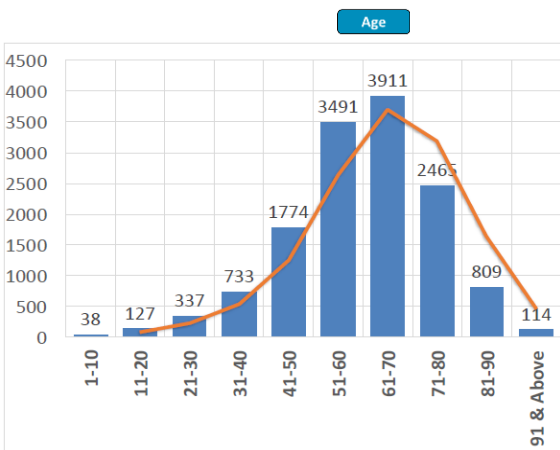
Cases Vs Recovery



Clinical Status of COVID

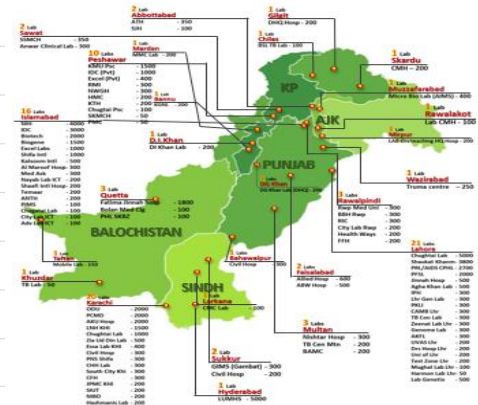
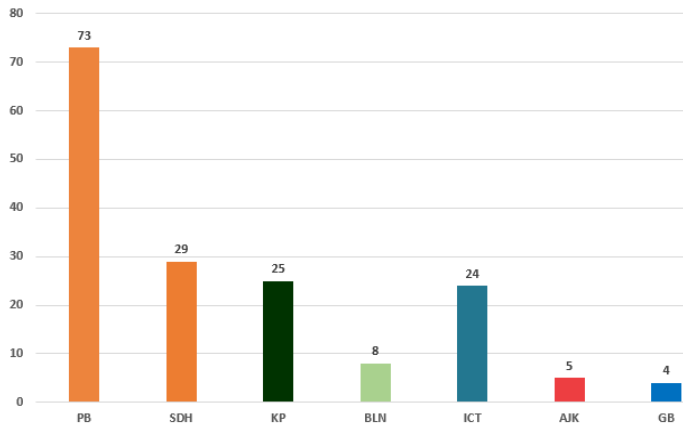


Death Analysis



Testing Facility

- Total Functioning Labs in Pakistan - 168
- Total Testing Capacity - 61,377
- Testing Conducted Last 24 hrs - 40,946



1. International

a. COVID Status

- (1) 122,880,037 COVID cases & 2,712,862 deaths have been reported across the globe.
- (2) Coronavirus-related deaths in Europe surpassed 1 million.
- (3) Brazil has reported a record 90,570 cases in the last 24 hours.

b. COVID Vaccine

- (1) UK has said it has given 660,276 doses of COVID-19 vaccine in a single day, a new daily record.
- (2) Irish National Immunisation Advisory Committee has said that resume the rollout of the AstraZeneca vaccine within days for all those aged 18 and over.

2. National

a. COVID Status

- (1) National positivity ratio was recorded at 9.46 %.
- (2) Pakistan has reported 1,446 COVID recoveries during last 24 hours

b. Vent Status

- (1) 276 patients are on ventilators.
- (2) **51% vents allocated for COVID patients in ICT have been occupied.** (46% day before yesterday)
- (3) **41% vents allocated for COVID patients in Multan have been occupied.** (41% day before yesterday)
- (4) Vent occupancy in Lahore has been reported at 39%. (37% day before yesterday)

c. Oxygen Status

- (1) **75% beds allocated for COVID patients in Gujrat have been occupied.** (67% day before yesterday)
- (2) **53% beds allocated for COVID patients in Peshawar have been occupied** (51% day before yesterday)
- (3) **40% beds allocated for COVID patients in ICT have been occupied** (43% day before yesterday)
- (4) 32% beds allocated for COVID patients in Rawalpindi have been occupied (31% day before yesterday)
- (5) 30% beds allocated for COVID patients in Multan have been occupied (31% day before yesterday)

d. **HCW (Health Care Workers) Status**

- (1) **22** new cases have been reported in HCWs, increasing the total to **14,596** while **13,951** have recovered (488 active cases)
- (2) Most cases in HCWs have been reported by Sindh **5,484**
- (3) 143 deaths have been reported amongst HCWs. (92 doctors, Medical Student, 3 nurses, 47 paramedic staff)

e. **COVID Mortality (40 x Deaths)**

- (1) 38 (95%) deaths have occurred in hospitals.
- (2) **23 deaths have been reported by Punjab.**
- (3) **12 deaths have been reported in District Lahore. Most by any district**
- (4) National CFR was reported at 1.15 %.
- (5) 73 % deceased suffered from co-morbidities.