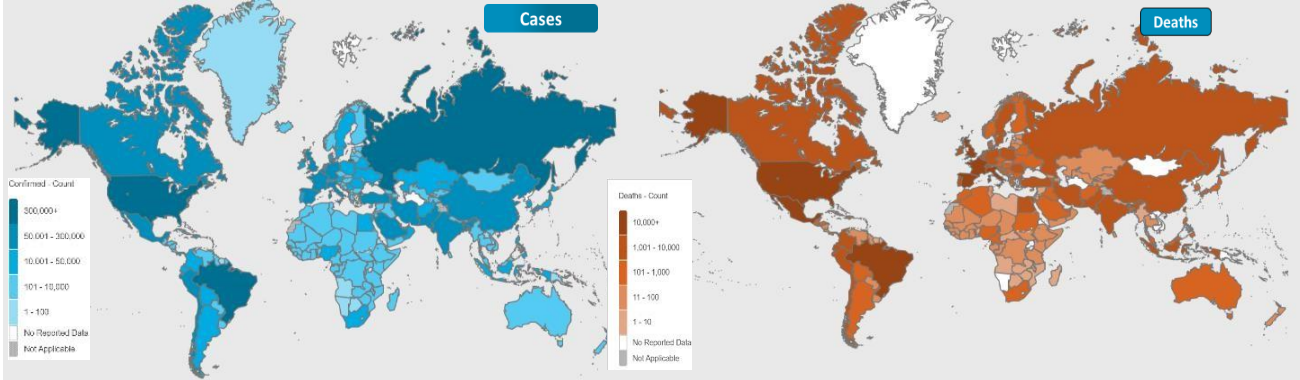




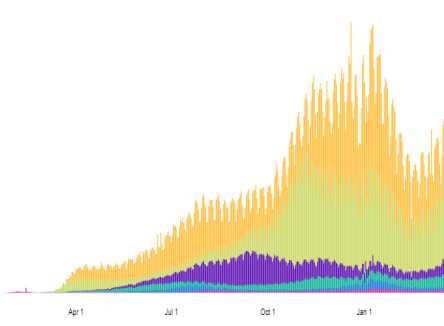
NATIONAL COMMAND AND OPERATIONS CENTRE SITUATION REPORT PART – I

Issued: 2:00 PM
21 Mar 2021

Global Update

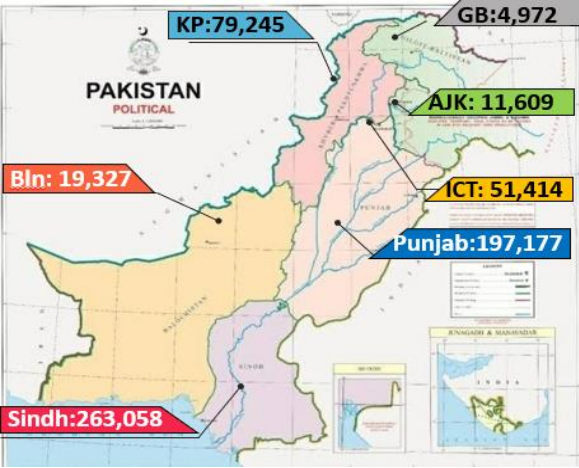


Americas	53,731,830 confirmed
Europe	42,260,060 confirmed
South-East Asia	14,130,838 confirmed
Eastern Mediterranean	7,091,557 confirmed
Africa	2,991,061 confirmed
Western Pacific	1,763,132 confirmed



	Ranking	Countries	Cases	Cases Last 24 Hrs	Deaths	Deaths Last 24 Hrs	Ranking Change
Global		World	123,429,457	507,602	2,721,502	8,198	
	1	USA	30,482,127	55,908	534,871	792	↔
	2	Brazil	11,950,459	73,450	292,856	2,331	↔
	4	Russia	4,447,570	9,632	94,659	392	↔
	5	UK	4,291,271	5,587	126,122	96	↔
	6	France	4,252,022	35,345	92,167	185	↔
	8	Spain	3,212,332		72,910		↔
	Regional	3	India	11,598,710	43,815	159,790	196
15		Iran	1,793,805	7,540	61,724	75	↔
31		Pakistan	626,802	3,667	13,843	44	↔
33		Bangladesh	568,706	1,868	8,668	26	↔
102		Afghanistan	56,103	10	2,463	1	↔

Pakistan COVID Update



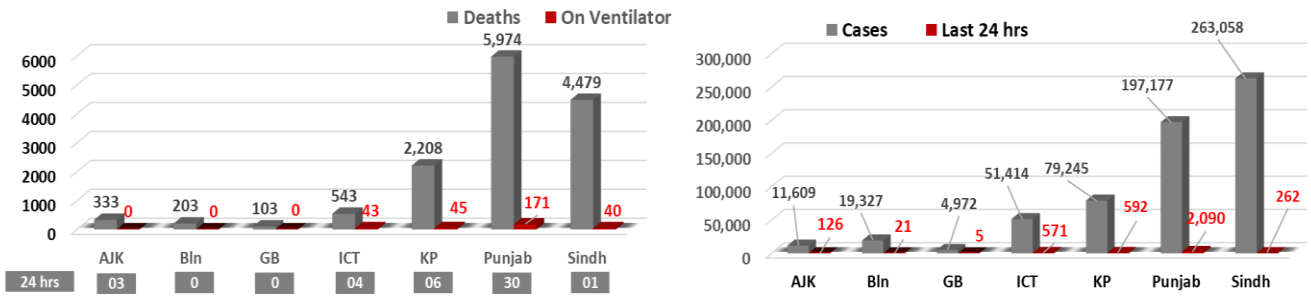
Province-Wise COVID Cases

Provinces	Lab Tests		Lab Confirmed Cases		
	Total Tests Conducted In Last 24 Hours	Total Tests Conducted till date	Previous	Last 24 hours	Cumulative
AJK	1,210	138,766	11,483	126	11,609
Balochistan	552	200,706	19,306	21	19,327
Gilgit Baltistan	400	94,718	4,967	05	4,972
ICT	6,728	1,284,214	50,843	571	51,414
KP	7,478	1,272,692	78,653	592	79,245
Punjab	15,149	3,629,254	195,087	2,090	197,177
Sindh	10,443	3,203,643	262,796	262	263,058
Total	41,960	9,773,993	623,135	3,667	626,802

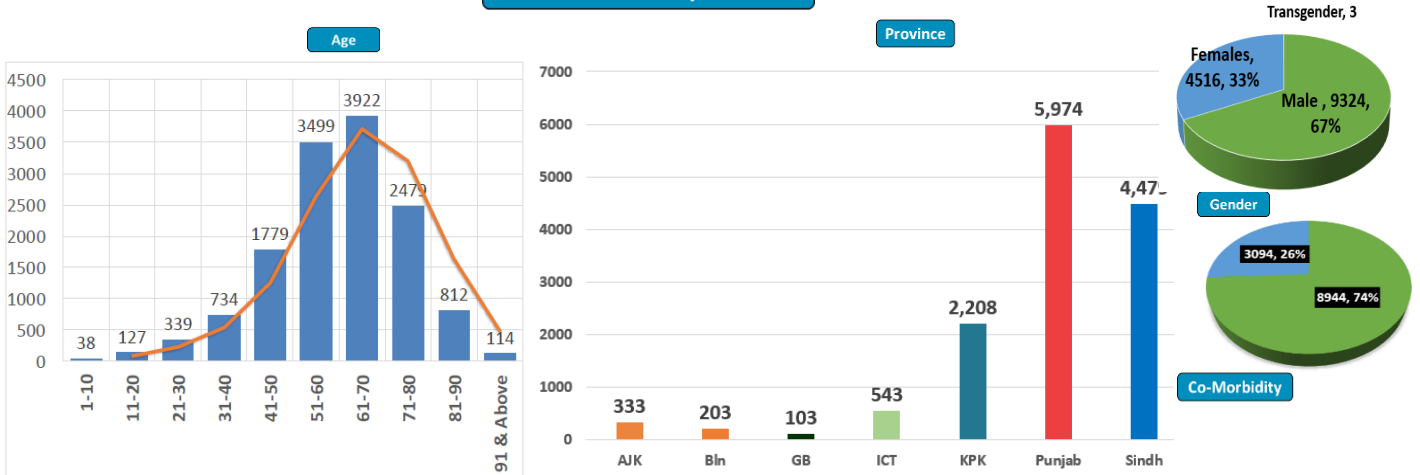
Cases Vs Recovery



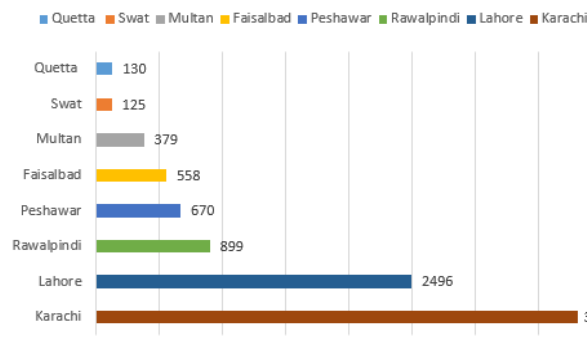
Clinical Status of COVID



Death Analysis

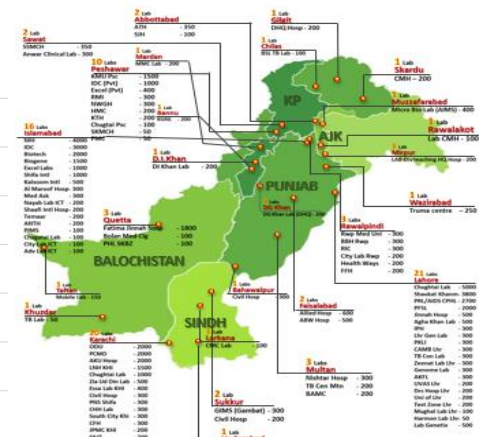
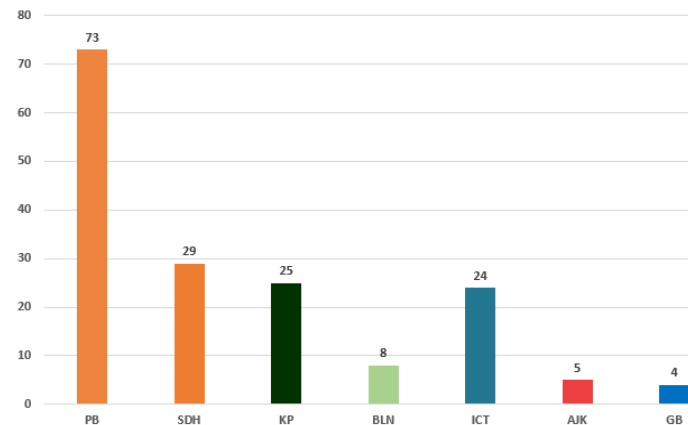


Deaths



Testing Facility

- Total Functioning Labs in Pakistan - 168
- Total Testing Capacity - 61,377
- Testing Conducted Last 24 hrs - 41,960



1. International

a. COVID Status

- (1) 123,429,597 COVID cases & 2,721,513 deaths have been reported across the globe.
- (2) India has reported 40,953 new COVID cases, highest increase in nearly four months.

b. COVID Vaccine

- (1) China has reached 70 million COVID-19 vaccination milestone.
- (2) Britain has said that half of country's adults have received at least one dose of Covid vaccine.

c. Miscellaneous

- (1) France has reported it highest number of 4,353 people in ICU with COVID-19 this year.

2. National

a. COVID Status

- (1) National positivity ratio was recorded at 8.73 %.
- (2) Pakistan has reported 2,092 COVID recoveries during last 24 hours

b. Vent Status

- (1) 277 patients are on ventilators.
- (2) **46% vents allocated for COVID patients in ICT have been occupied.** (51% day before yesterday)
- (3) **41% vents allocated for COVID patients in Multan have been occupied.** (41% day before yesterday)
- (4) **Vent occupancy in Lahore has been reported at 40%.** (39% day before yesterday)

c. Oxygen Status

- (1) **75% beds allocated for COVID patients in Gujrat have been occupied.** (75% day before yesterday)
- (2) **57% beds allocated for COVID patients in Peshawar have been occupied** (53% day before yesterday)
- (3) **44% beds allocated for COVID patients in ICT have been occupied** (40% day before yesterday)
- (4) 32% beds allocated for COVID patients in Lahore have been occupied

- (5) 30% beds allocated for COVID patients in Rawalpindi have been occupied (32% day before yesterday)
- (6) 30% beds allocated for COVID patients in Multan have been occupied (30% day before yesterday)

d. **HCW (Health Care Workers) Status**

- (1) **26** new cases have been reported in HCWs, increasing the total to **14,622** while **13,965** have recovered (514 active cases)
- (2) Most cases in HCWs have been reported by Sindh **5,488**
- (3) 143 deaths have been reported amongst HCWs. (92 doctors, Medical Student, 3 nurses, 47 paramedic staff)

e. **COVID Mortality (42 x Deaths)**

- (1) 40 (95%) deaths have occurred in hospitals.
- (2) **25 deaths have been reported by Punjab.**
- (3) **18 deaths have been reported in District Lahore. Most by any district**
- (4) National CFR was reported at 1.08 %.
- (5) 74 % deceased suffered from co-morbidities.