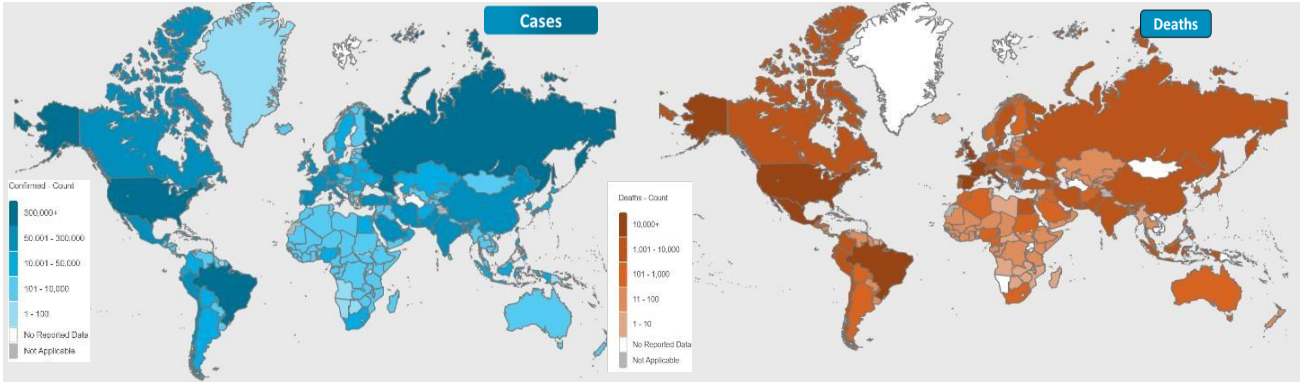




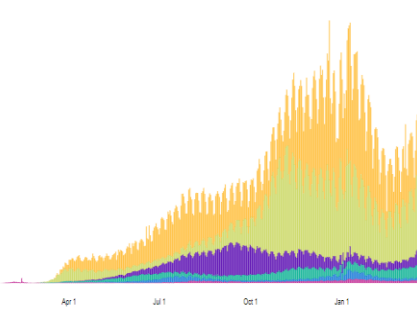
NATIONAL COMMAND AND OPERATIONS CENTRE SITUATION REPORT PART – I

Issued: 2:00 PM
22 Mar 2021

Global Update

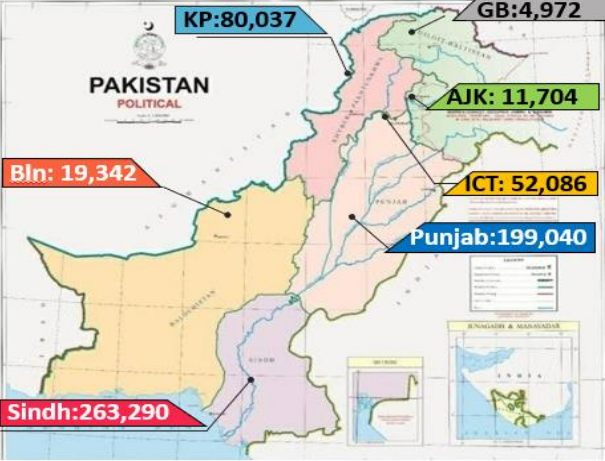


Americas	53,937,714 confirmed
Europe	42,504,449 confirmed
South-East Asia	14,182,826 confirmed
Eastern Mediterranean	7,123,963 confirmed
Africa	2,999,152 confirmed
Western Pacific	1,775,575 confirmed



	Ranking	Countries	Cases	Cases Last 24 Hrs	Deaths	Deaths Last 24 Hrs	Ranking Change
Global		World	123,855,882	426,143	2,727,462	5,961	
	1	USA	30,521,774	39,505	555,314	455	↔
	2	Brazil	11,998,233	47,774	294,115	1,259	↔
	4	Russia	4,456,869	9,299	95,030	371	↔
	5	UK	4,296,583	5,312	126,155	33	↔
	6	France	4,282,603	30,581	92,305	138	↔
	8	Spain	3,212,332	72,910	72,910		↔
	Regional	3	India	11,645,719	47,009	160,003	213
15		Iran	1,801,065	7,260	61,797	73	↔
31		Pakistan	630,471	3,669	13,863	20	↔
34		Bangladesh	570,878	2,172	8,690	22	↔
102		Afghanistan	56,153	50	2,464	1	↔

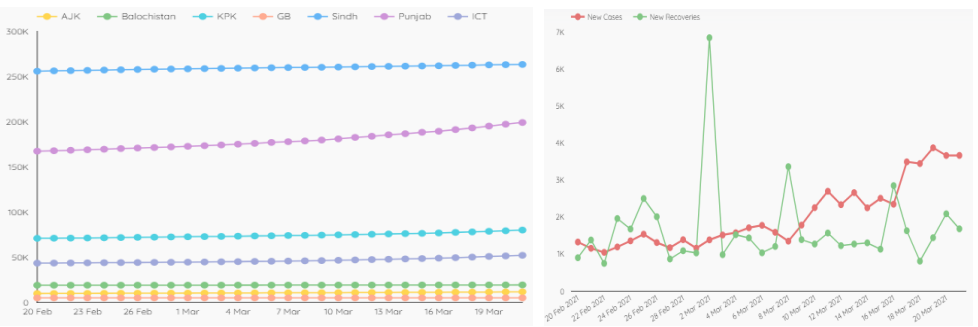
Pakistan COVID Update



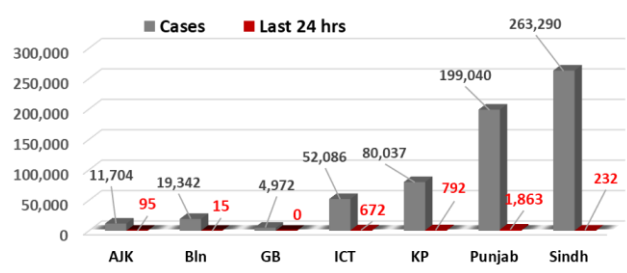
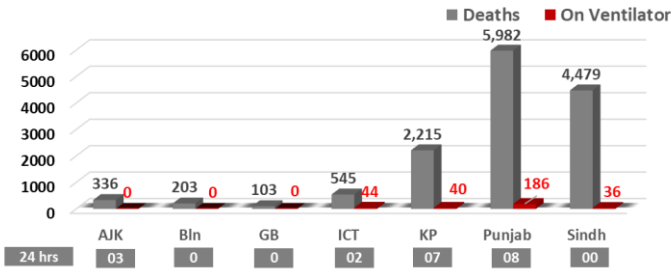
Province-Wise COVID Cases

Provinces	Lab Tests		Lab Confirmed Cases		
	Total Tests Conducted by Last 24 Hours	Total Tests Conducted till date	Previous	Last 24 hours	Cumulative
AJK	936	139,702	11,609	95	11,704
Balochistan	505	201,211	19,327	15	19,342
Gilgit Baltistan	324	95,042	4,972	00	4,972
ICT	7,308	1,241,522	51,414	672	52,086
KP	8,152	1,280,844	79,245	792	80,037
Punjab	17,298	3,646,552	197,177	1,863	199,040
Sindh	8,975	3,212,618	263,058	232	263,290
Total	43,498	9,817,491	626,802	3,669	630,471

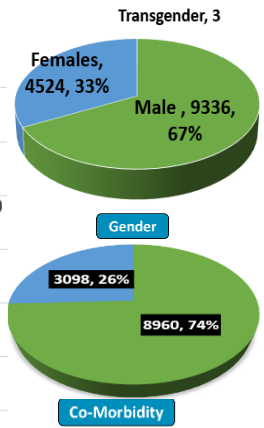
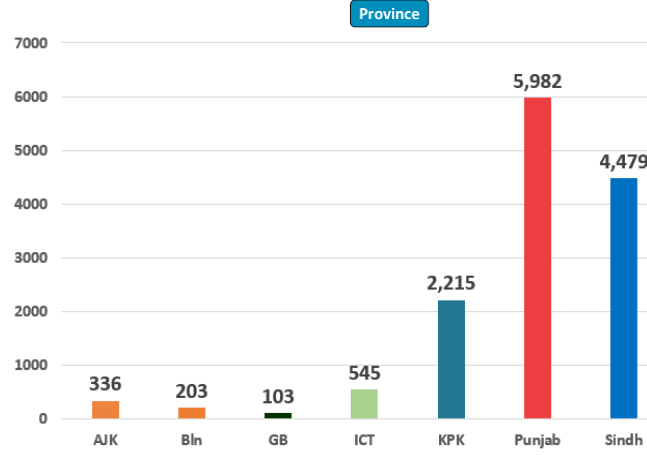
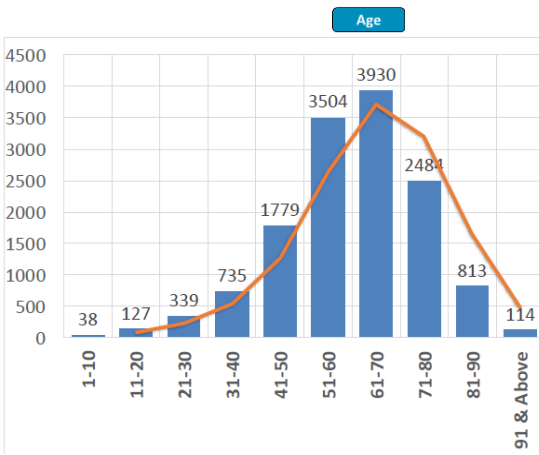
Cases Vs Recovery



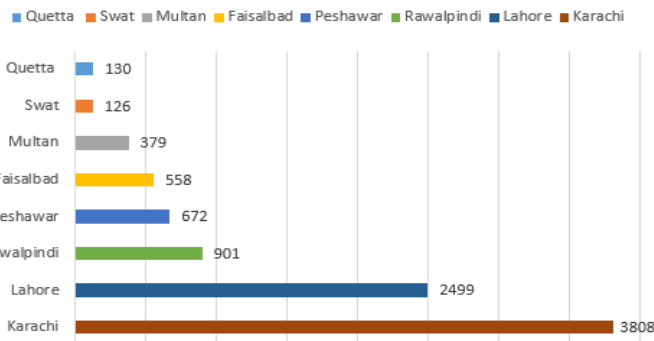
Clinical Status of COVID



Death Analysis

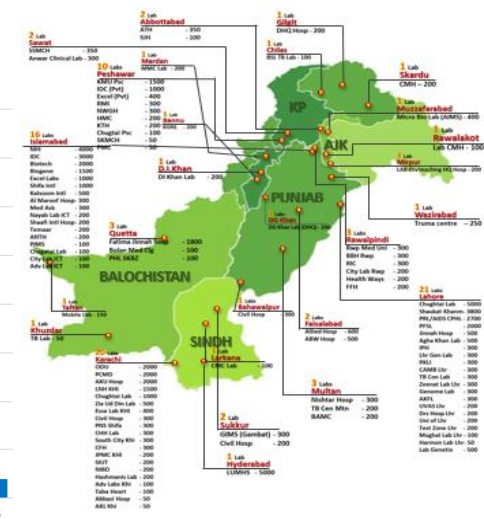
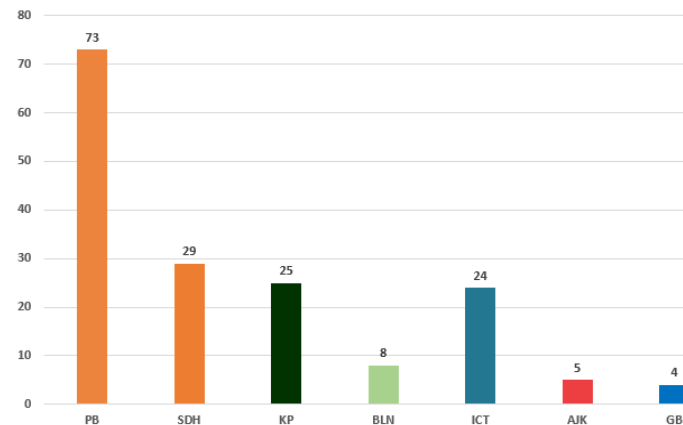


Deaths



Testing Facility

- Total Functioning Labs in Pakistan - 168
- Total Testing Capacity - 61,377
- Testing Conducted Last 24 hrs - 43,498



1. International

a. COVID Status

- (1) 123,851,063 COVID cases & 2,727,428 deaths have been reported across the globe.
- (2) Covid cases in turkey have crossed 3 mn mark.

b. COVID Vaccine

- (1) South Africa has sold 1m AstraZeneca vaccine doses to the African Union after suspension of rollout.
- (2) AstraZeneca has said its COVID-19 vaccine contains no pork-derived ingredients, countering an assertion in Indonesia.

2. National

a. COVID Status

- (1) National positivity ratio was recorded at 8.43 %.
- (2) Pakistan has reported 1,686 COVID recoveries during last 24 hours

b. Vent Status

- (1) 299 patients are on ventilators.
- (2) **53% vents allocated for COVID patients in ICT have been occupied.**
(46% day before yesterday)
- (3) **48% vents allocated for COVID patients in Multan have been occupied.**
(41% day before yesterday)
- (4) **Vent occupancy in Lahore has been reported at 40%.** (40% day before yesterday)
- (5) Vent occupancy in Peshawar has been reported at 32%.

c. Oxygen Status

- (1) **78% beds allocated for COVID patients in Gujrat have been occupied.**
(75% day before yesterday)
- (2) **61% beds allocated for COVID patients in Peshawar have been occupied** (57% day before yesterday)
- (3) **46% beds allocated for COVID patients in ICT have been occupied**
(44% day before yesterday)
- (4) 34% beds allocated for COVID patients in Rawalpindi have been occupied
(32% day before yesterday)
- (5) 34% beds allocated for COVID patients in Faisalabad have been occupied
- (6) 34% beds allocated for COVID patients in Lahore have been occupied

- (7) 30% beds allocated for COVID patients in Multan have been occupied (30% day before yesterday)

d. **HCW (Health Care Workers) Status**

- (1) **05** new cases have been reported in HCWs, increasing the total to **14,627** while **13,972** have recovered (512 active cases)
- (2) Most cases in HCWs have been reported by Sindh **5,488**
- (3) 143 deaths have been reported amongst HCWs. (92 doctors, Medical Student, 3 nurses, 47 paramedic staff)

e. **COVID Mortality (44 x Deaths)**

- (1) 40 (95%) deaths have occurred in hospitals.
- (2) **30 deaths have been reported by Punjab.**
- (3) **20 deaths have been reported in District Lahore. Most by any district**
- (4) National CFR was reported at 1.19 %.
- (5) 82 % deceased suffered from co-morbidities.