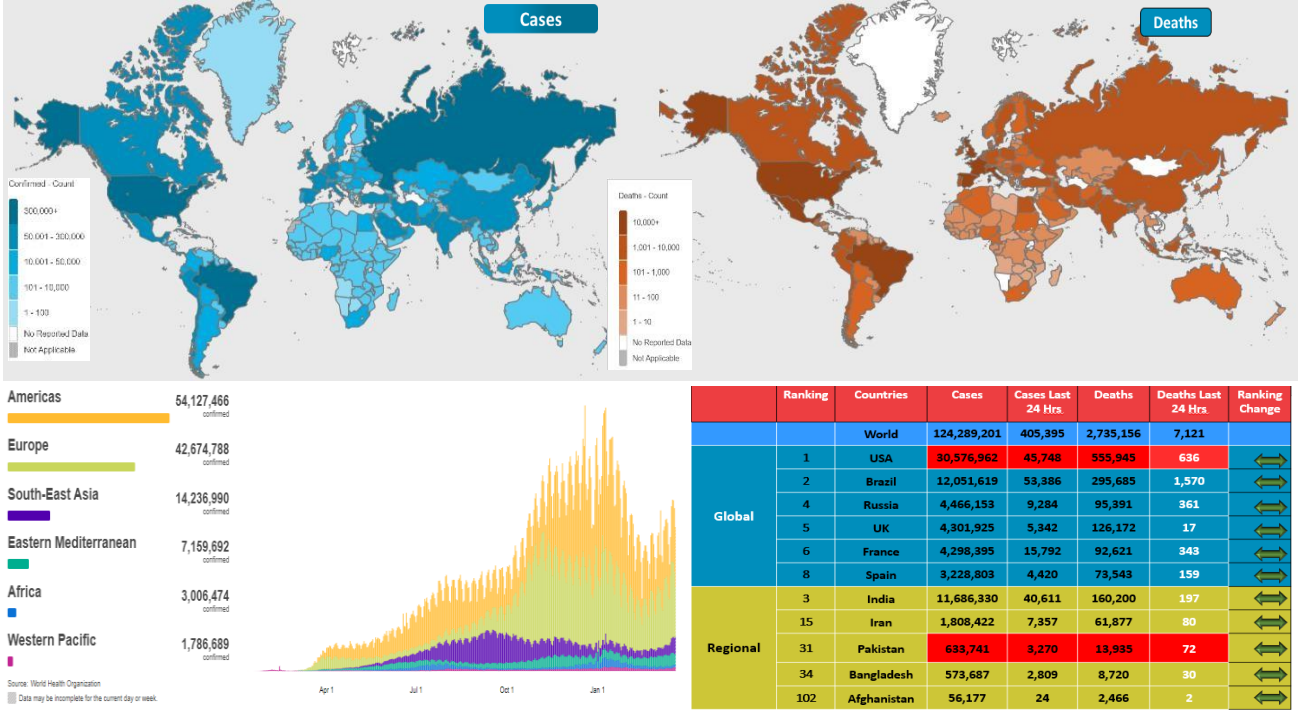




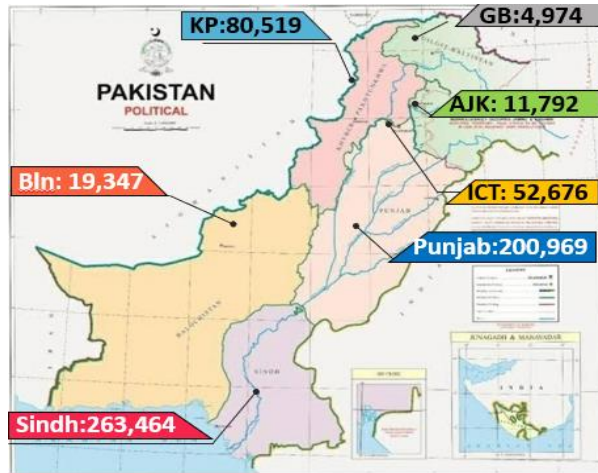
NATIONAL COMMAND AND OPERATIONS CENTRE SITUATION REPORT PART – I

Issued: 2:00 PM
23 Mar 2021

Global Update



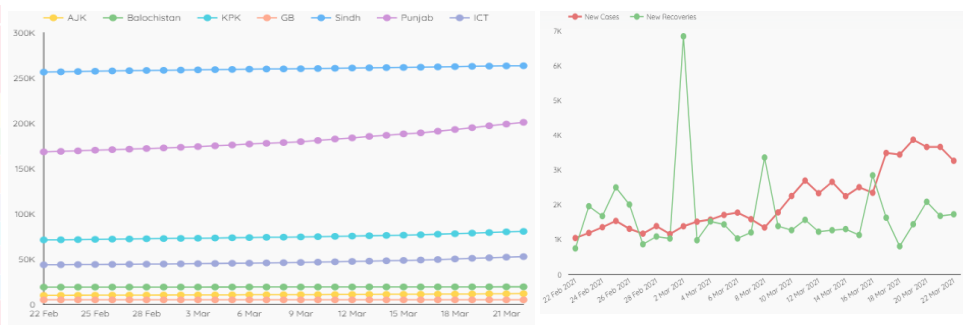
Pakistan COVID Update



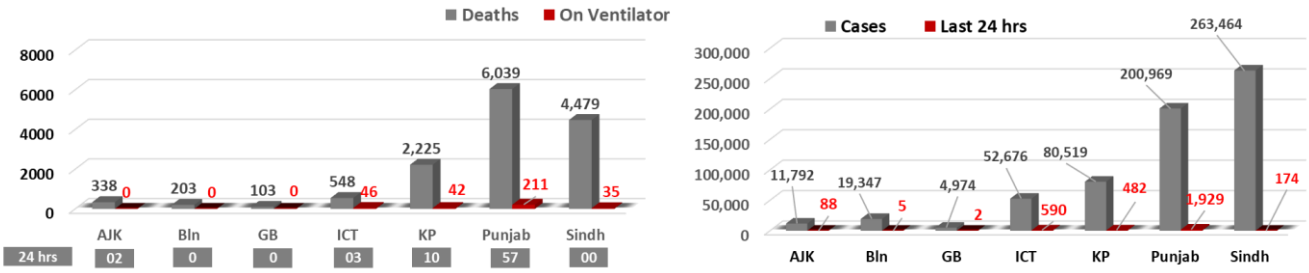
Province-Wise COVID Cases

Provinces	Lab Tests		Lab Confirmed Cases		
	Total Tests Conducted In Last 24 Hours	Total Tests Conducted till date	Previous	Last 24 hours	Cumulative
AJK	684	140,386	11,704	88	11,792
Balochistan	249	201,460	19,342	05	19,347
Gilgit Baltistan	246	95,288	4,972	02	4,974
ICT	5,384	1,246,906	52,086	590	52,676
KP	6,278	1,287,122	80,037	482	80,519
Punjab	20,279	3,666,831	199,040	1,929	200,969
Sindh	6,622	3,219,240	263,290	174	263,464
Total	39,742	9,857,233	630,471	3,270	633,741

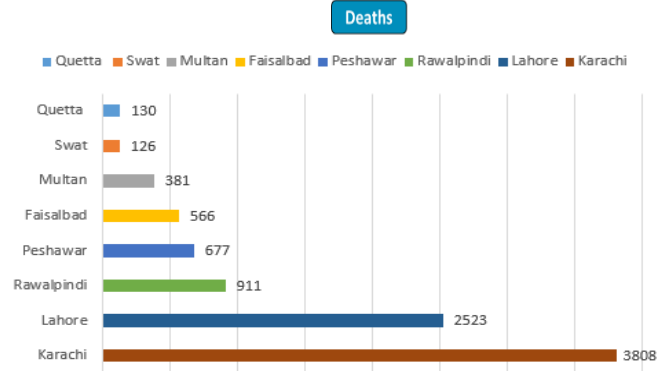
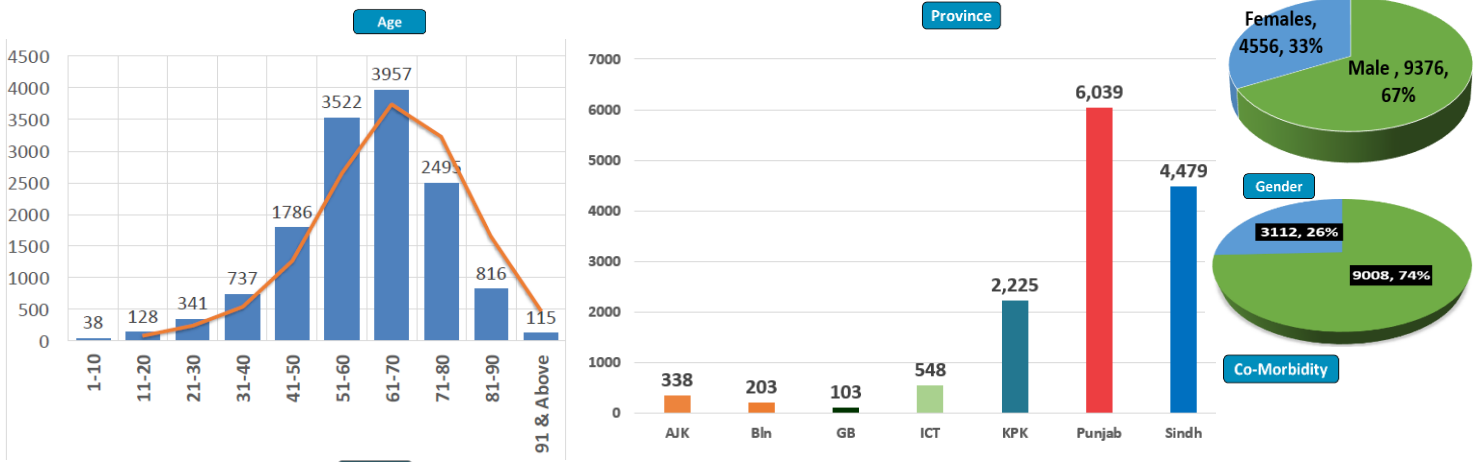
Cases Vs Recovery



Clinical Status of COVID

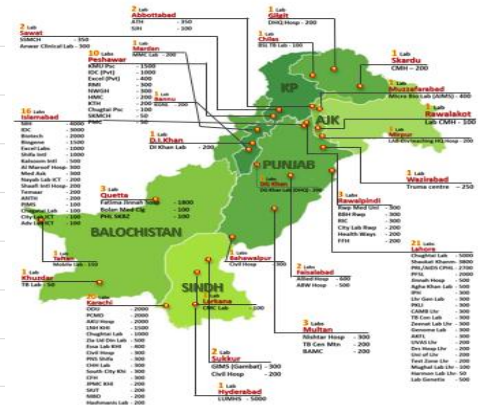
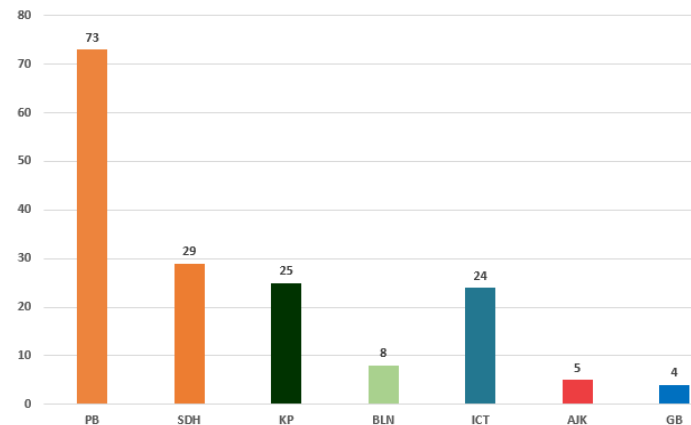


Death Analysis



Testing Facility

- Total Functioning Labs in Pakistan - 168
- Total Testing Capacity - 61,377
- Testing Conducted Last 24 hrs - 39,742



1. International

a. COVID Status

- (1) 124,302,948 COVID cases & 2,735,175 deaths have been reported across the globe.
- (2) India has reported 212 new Covid-19 deaths, most since early January.

b. COVID Vaccine

- (1) AstraZeneca has reported that its COVID-19 vaccine provided strong protection among all adults in a long-anticipated United States study.
- (2) Saudi Arabia has said that more than More than 3 million people have been vaccinated.

2. National

a. COVID Status

- (1) National positivity ratio was recorded at 8.22 %.
- (2) Pakistan has reported 1,733 COVID recoveries during last 24 hours

b. Vent Status

- (1) 306 patients are on ventilators.
- (2) **54% vents allocated for COVID patients in ICT have been occupied.**
(53% day before yesterday)
- (3) **48% vents allocated for COVID patients in Multan have been occupied.**
(48% day before yesterday)
- (4) **Vent occupancy in Lahore has been reported at 45%.** (40% day before yesterday)
- (5) Vent occupancy in Peshawar has been reported at 30%. (32% day before yesterday)

c. Oxygen Status

- (1) **81% beds allocated for COVID patients in Gujrat have been occupied.**
(78% day before yesterday)
- (2) **61% beds allocated for COVID patients in Peshawar have been occupied** (61% day before yesterday)
- (3) **50% beds allocated for COVID patients in ICT have been occupied**
(46% day before yesterday)
- (4) 37% beds allocated for COVID patients in Rawalpindi have been occupied
(34% day before yesterday)
- (5) 34% beds allocated for COVID patients in Faisalabad have been occupied
(34% day before yesterday)

- (6) 34% beds allocated for COVID patients in Lahore have been occupied (34% day before yesterday)
- (7) 30% beds allocated for COVID patients in Multan have been occupied (30% day before yesterday)

d. **HCW (Health Care Workers) Status**

- (1) 45 new cases have been reported in HCWs, increasing the total to **14,672** while **13,990** have recovered (538 active cases)
- (2) Most cases in HCWs have been reported by Sindh **5,495**
- (3) 144 deaths have been reported amongst HCWs. (92 doctors, 1 Medical Student, 3 nurses, 48 paramedic staff)

e. **COVID Mortality (20 x Deaths)**

- (1) 20 (100%) deaths have occurred in hospitals.
- (2) **8 deaths have been reported by Punjab.**
- (3) **03 deaths have been reported in District Lahore. Most by any district**
- (4) National CFR was reported at 0.54 %.
- (5) 80 % deceased suffered from co-morbidities.