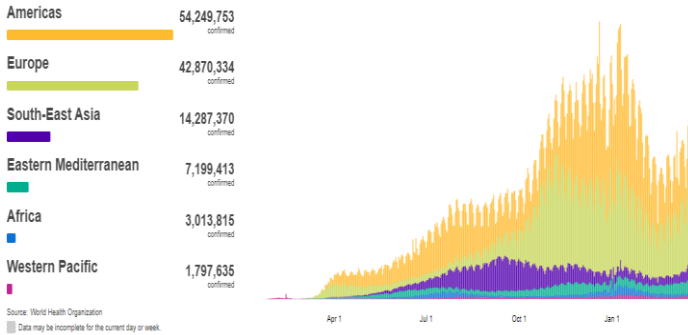
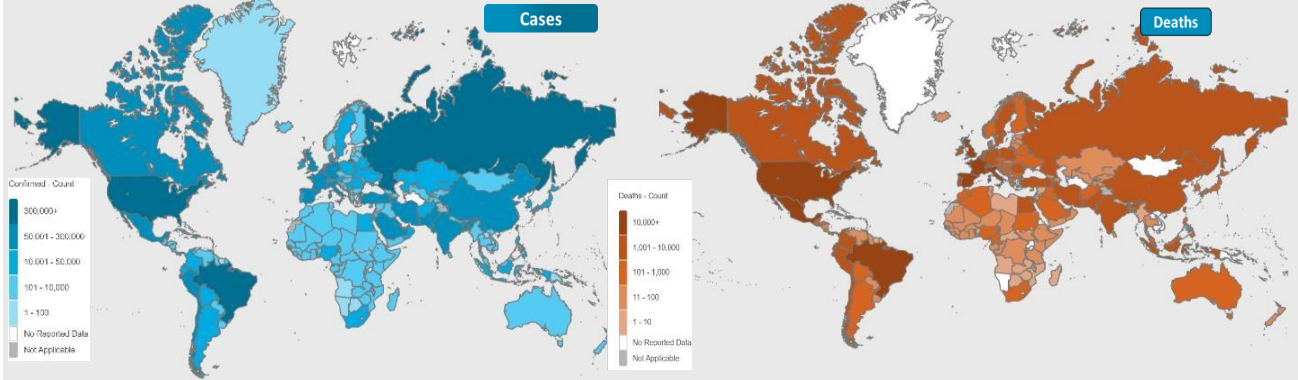




NATIONAL COMMAND AND OPERATIONS CENTRE SITUATION REPORT PART – I

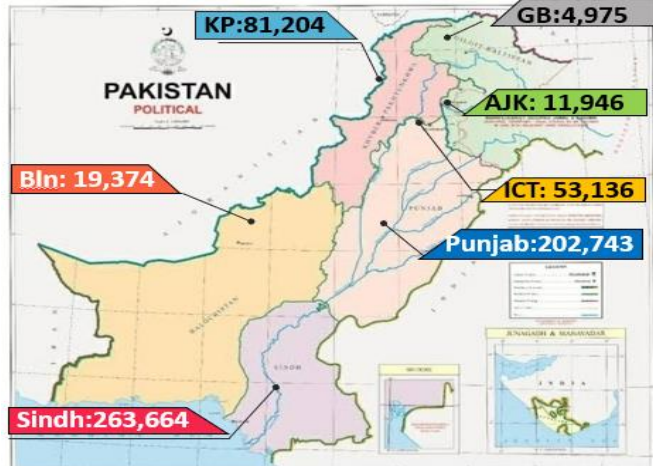
Issued: 2:00 PM
24 Mar 2021

Global Update



Ranking	Countries	Cases	Cases Last 24 Hrs	Deaths	Deaths Last 24 Hrs	Ranking Change	
	World	124,790,055	486,240	2,745,391	10,214		
Global	1 USA	30,636,534	58,705	556,883	936	↔	
	2 Brazil	12,136,615	84,996	298,843	3,158	↔	
	4 Russia	4,474,610	8,457	95,818	427	↔	
	6 UK	4,307,304	5,379	126,284	112	↓	
	5 France	4,313,073	14,678	92,908	287	↔	
	8 Spain	3,234,319	5,516	73,744	201	↔	
	Regional	3 India	11,733,594	47,264	160,477	277	↔
		15 Iran	1,815,712	+7,290	61,951	74	↔
31 Pakistan		637,042	3,301	13,965	30	↔	
34 Bangladesh		577,241	3,554	8,738	18	↔	
102	Afghanistan	56,192	15	2,466	↔		

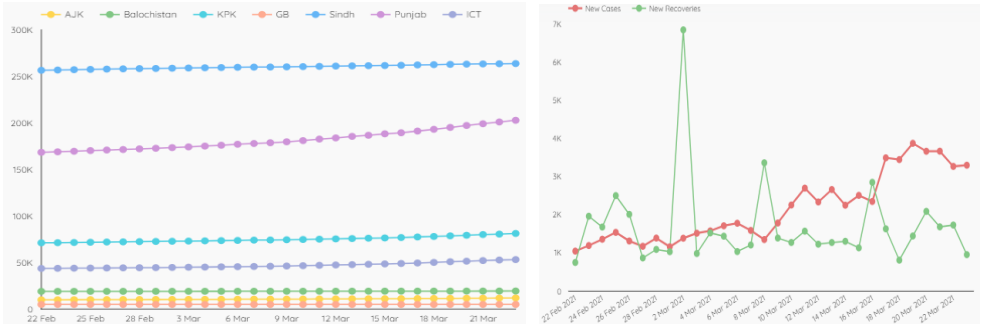
Pakistan COVID Update



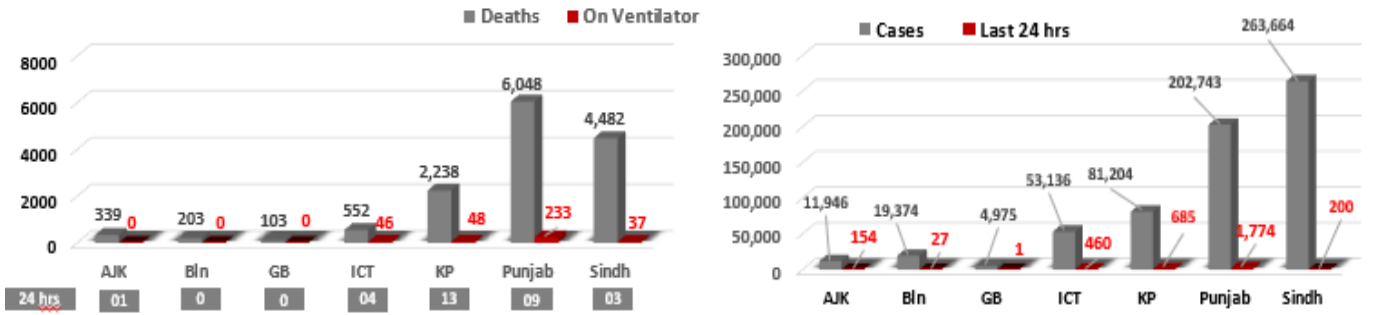
Province-Wise COVID Cases

Provinces	Lab Tests		Lab Confirmed Cases		
	Total Tests Conducted In Last 24 Hours	Total Tests Conducted till date	Previous	Last 24 hours	Cumulative
AJK	1,070	141,456	11,792	154	11,946
Balochistan	684	202,144	19,347	27	19,374
Gilgit Baltistan	279	95,567	4,974	01	4,975
ICT	5,226	1,252,132	52,676	460	53,136
KP	6,786	1,293,908	80,519	685	81,204
Punjab	17,933	3,684,764	200,969	1,774	202,743
Sindh	6,304	3,225,544	263,464	200	263,664
Total	38,282	9,895,515	633,741	3,301	637,042

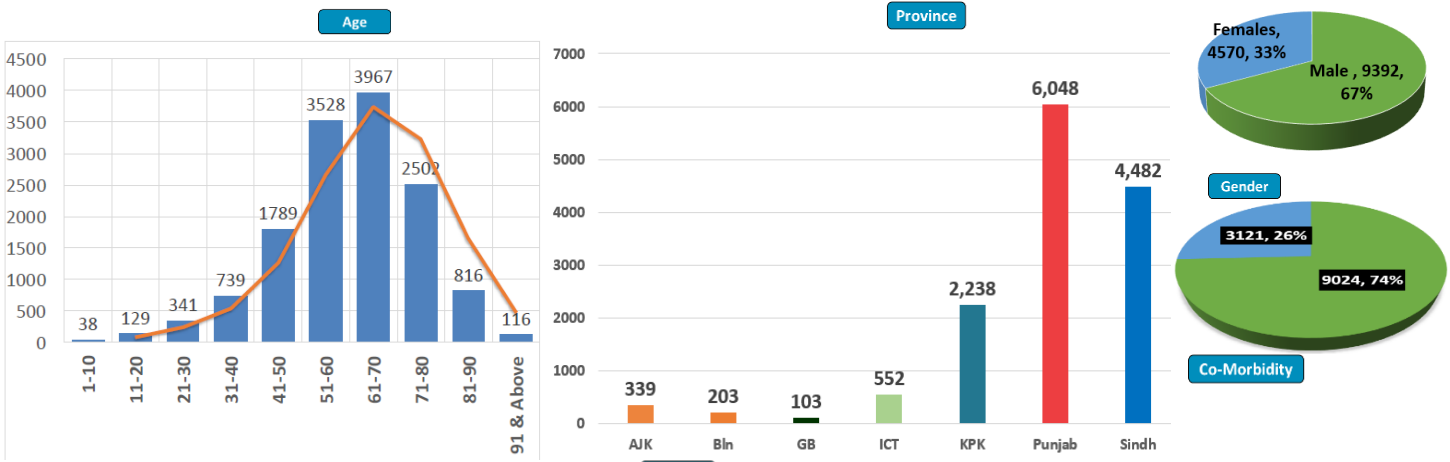
Cases Vs Recovery



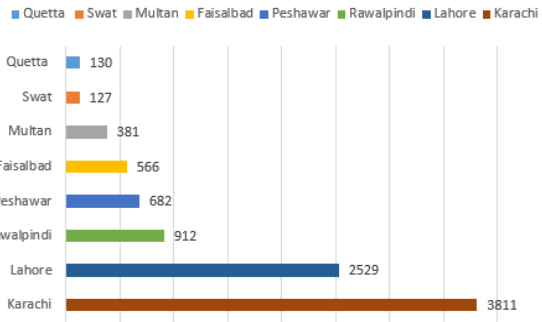
Clinical Status of COVID



Death Analysis

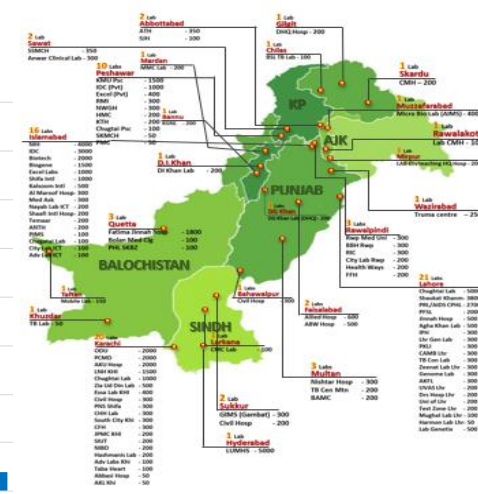
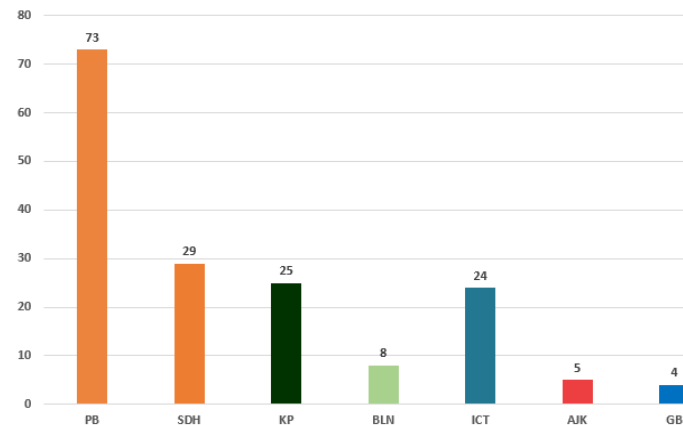


Deaths



Testing Facility

- Total Functioning Labs in Pakistan - 168
- Total Testing Capacity - 61,377
- Testing Conducted Last 24 hrs - 38,282



1. International

a. COVID Status

- (1) 124,790,055 COVID cases & 2,745,391 deaths have been reported across the globe.
- (2) Brazil has reported a record 3,251 COVID-19 deaths over the past 24 hrs.

b. COVID Vaccine

- (1) Pfizer has begun human trials of oral treatment for COVID-19.
- (2) India has announced it will open its vaccination drive to all over 45 from 1st April.

c. Lockdown & Restrictions

- (1) Norway has started introducing new national measures to contain the spread of the pandemic.
- (2) Poland is to announce new restrictions for the next two weeks to contain the spread of COVID.

d. COVID Treatment

- (1) Swiss pharma company Roche has announced phase 3 trial results of anti-COVID cocktail has reduced hospitalisation / death by 70 % in non-hospitalised COVID-19 patients.

2. National

a. COVID Status

- (1) National positivity ratio was recorded at 8.62 %.
- (2) Pakistan has reported 957 COVID recoveries during last 24 hours

b. Vent Status

- (1) 334 patients are on ventilators.
- (2) **57% vents allocated for COVID patients in ICT have been occupied.** (54% day before yesterday)
- (3) **52% vents allocated for COVID patients in Multan have been occupied.** (48% day before yesterday)
- (4) **Vent occupancy in Lahore has been reported at 52%.** (45% day before yesterday)
- (5) Vent occupancy in Peshawar has been reported at 32%. (30% day before yesterday)

c. Oxygen Status

- (1) **86% beds allocated for COVID patients in Gujrat have been occupied.** (81% day before yesterday)

- (2) **62% beds allocated for COVID patients in Peshawar have been occupied** (61% day before yesterday)
- (3) **51 beds allocated for COVID patients in ICT have been occupied** (50% day before yesterday)
- (4) 37% beds allocated for COVID patients in Rawalpindi have been occupied (37% day before yesterday)
- (5) 34% beds allocated for COVID patients in Faisalabad have been occupied (34% day before yesterday)
- (6) 33% beds allocated for COVID patients in Lahore have been occupied (34% day before yesterday)
- (7) 33% beds allocated for COVID patients in Multan have been occupied (30% day before yesterday)

d. **HCW (Health Care Workers) Status**

- (1) 12 new cases have been reported in HCWs, increasing the total to **14,684** while **13,990** have recovered (544 active cases)
- (2) Most cases in HCWs have been reported by Sindh **5,497**
- (3) 144 deaths have been reported amongst HCWs. (92 doctors, 1 Medical Student, 3 nurses, 48 paramedic staff)

e. **COVID Mortality (74 x Deaths)**

- (1) 74 (89%) deaths have occurred in hospitals.
- (2) **57 deaths have been reported by Punjab.**
- (3) **24 deaths have been reported in District Lahore. Most by any district**
- (4) National CFR was reported at 2.20 %.
- (5) 77 % deceased suffered from co-morbidities.