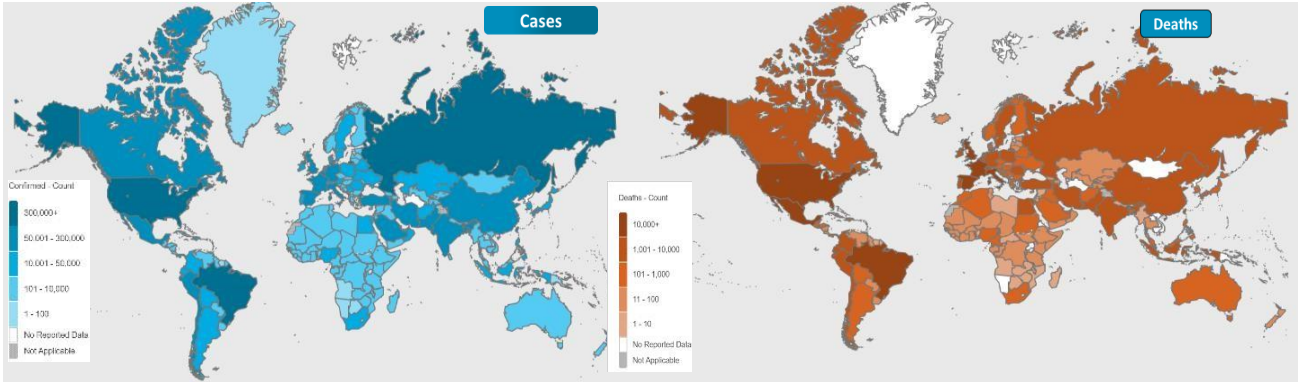




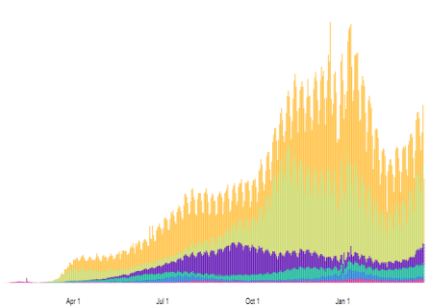
NATIONAL COMMAND AND OPERATIONS CENTRE SITUATION REPORT PART – I

Issued: 2:00 PM
26 Mar 2021

Global Update

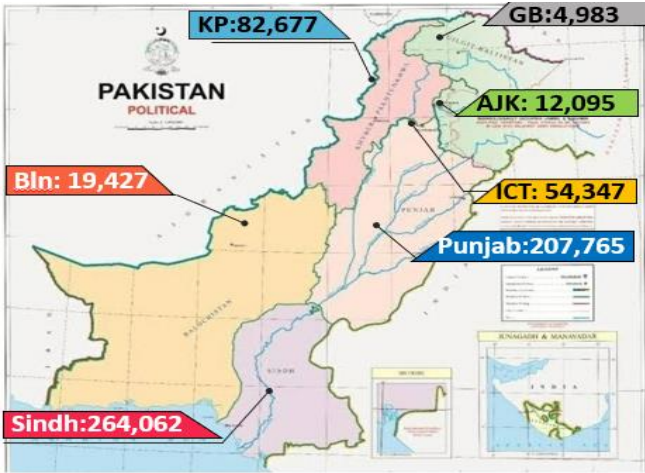


Americas	54,800,639 confirmed
Europe	43,403,111 confirmed
South-East Asia	14,476,676 confirmed
Eastern Mediterranean	7,321,949 confirmed
Africa	3,036,788 confirmed
Western Pacific	1,831,252 confirmed



	Ranking	Countries	Cases	Cases Last 24 Hrs	Deaths	Deaths Last 24 Hrs	Ranking Change
Global		World	126,049,025	622,482	2,766,756	10,418	
	1	USA	30,774,033	67,046	559,744	1,165	
	2	Brazil	12,324,765	97,586	303,726	2,639	
	4	Russia	4,492,592	9,221	96,612	393	
	5	France	4,424,087	45,641	93,378	225	
	6	UK	4,319,128	6,220	126,445	63	
	8	Spain	3,247,738	6,393	74,420	356	
	Regional	3	India	11,846,082	59,069	160,983	257
15		Iran	1,830,823	7,506	62,142	97	
31		Pakistan	645,356	4,368	14,091	63	
34		Bangladesh	584,395	3,587	8,797	34	
102		Afghanistan	56,254	28	2,469	2	

Pakistan COVID Update



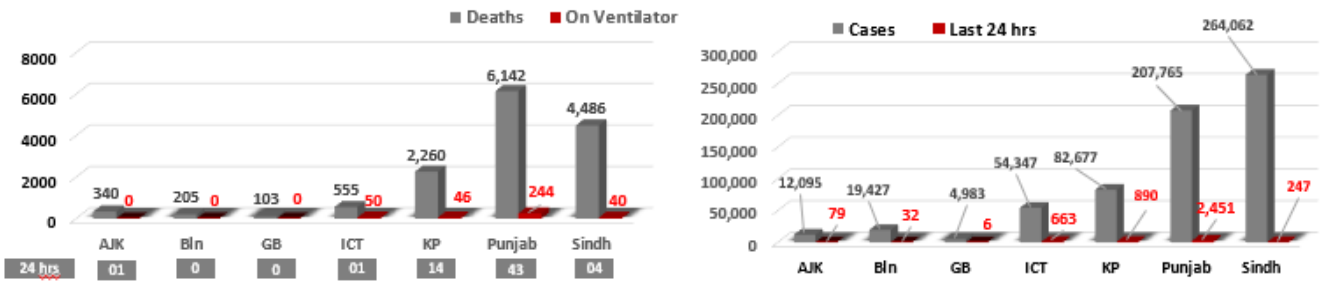
Province-Wise COVID Cases

Provinces	Lab Tests		Lab Confirmed Cases		
	Total Tests Conducted In Last 24 Hours	Total Tests Conducted till date	Previous	Last 24 hours	Cumulative
AJK	637	142,920	12,016	79	12,095
Balochistan	699	203,372	19,395	32	19,427
Gilgit Baltistan	314	96,193	4,977	6	4,983
ICT	6,733	1,264,227	53,684	663	54,347
KP	8,214	1,308,797	81,787	890	82,677
Punjab	17,315	3,719,232	205,314	2,451	207,765
Sindh	8,506	3,242,050	263,815	247	264,062
Total	42,418	9,976,791	640,988	4,368	645,356

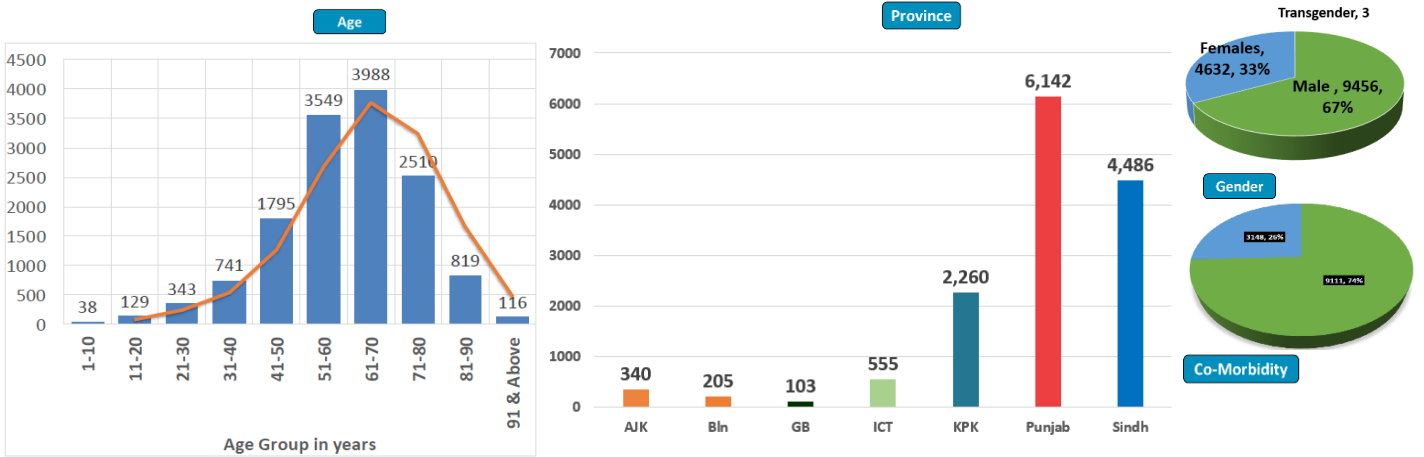
Cases Vs Recovery



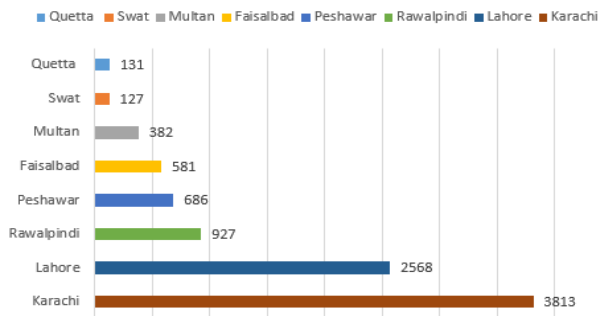
Clinical Status of COVID



Death Analysis

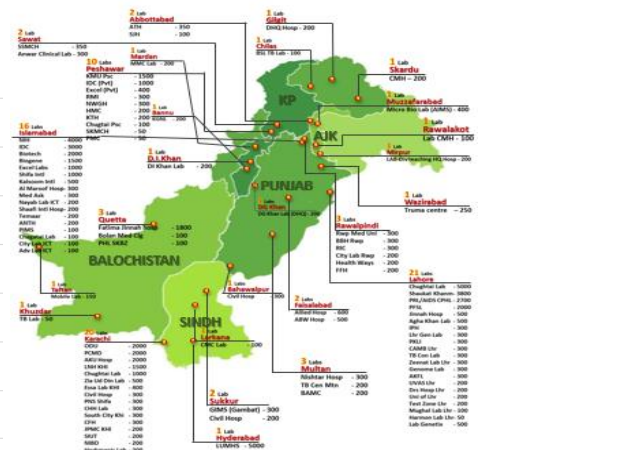
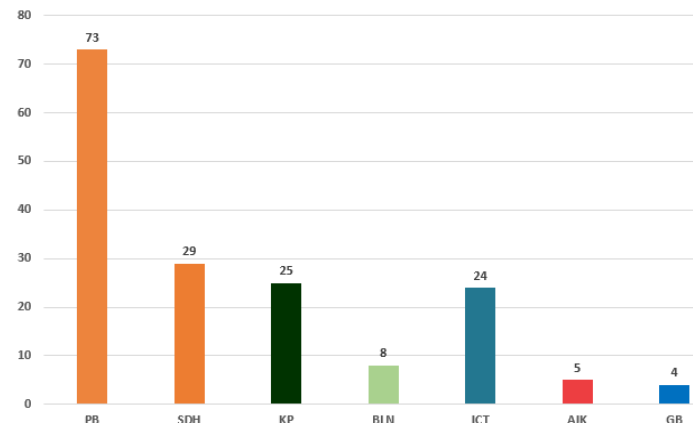


Deaths



Testing Facility

- Total Functioning Labs in Pakistan - 168
- Total Testing Capacity - 61,377
- Testing Conducted Last 24 hrs - 42,418



1. International

a. COVID Status

- (1) 126,048,914 COVID cases & 2,766,647 deaths have been reported across the globe.
- (2) Brazil has recorded more than 100,000 daily coronavirus cases.
- (3) Mexico's Covid-19 death toll have crossed 200,000

b. COVID Vaccine

- (1) Joe Biden has doubled his vaccine goal in his first 100 days increasing vaccine goal to 200 Mn doses.
- (2) Gavi spokesperson has said that COVAX vaccines for poor countries have been delayed by India

2. National

a. COVID Status

- (1) National positivity ratio was recorded at 10.29 %.
- (2) Pakistan has reported 2,170 COVID recoveries during last 24 hours

b. Vent Status

- (1) 372 patients are on ventilators.
- (2) **62% vents allocated for COVID patients in ICT have been occupied.** (57% day before yesterday)
- (3) **60% vents allocated for COVID patients in Gujranwala have been occupied**
- (4) **57% vents allocated for COVID patients in Multan have been occupied.** (52% day before yesterday)
- (5) **Vent occupancy in Lahore has been reported at 54%.** (50% day before yesterday)
- (6) Vent occupancy in Peshawar has been reported at 35%. (32% day before yesterday)

c. Oxygen Status

- (1) **91% beds allocated for COVID patients in Gujrat have been occupied.** (96% day before yesterday)
- (2) **85% beds allocated for COVID patients in Gujranwala have been occupied**
- (3) **67% beds allocated for COVID patients in Peshawar have been occupied** (68% day before yesterday)

- (4) **46 beds allocated for COVID patients in ICT have been occupied**
(47% day before yesterday)
- (5) 38% beds allocated for COVID patients in Rawalpindi have been occupied (37% day before yesterday)
- (6) 36% beds allocated for COVID patients in Lahore have been occupied (36% day before yesterday)
- (7) 36% beds allocated for COVID patients in Multan have been occupied (33% day before yesterday)
- (8) 34% beds allocated for COVID patients in Faisalabad have been occupied (34% day before yesterday)

d. **HCW (Health Care Workers) Status**

- (1) **231** new cases have been reported in HCWs, increasing the total to **14,929** while **14,167** have recovered (618 active cases)
- (2) Most cases in HCWs have been reported by Sindh **5,503**
- (3) 144 deaths have been reported amongst HCWs. (92 doctors, 1 Medical Student, 3 nurses, 48 paramedic staff)

e. **COVID Mortality (60 x Deaths)**

- (1) 57 (90%) deaths have occurred in hospitals.
- (2) **57 deaths have been reported by Punjab.**
- (3) **25 deaths have been reported in District Lahore. Most by any district**
- (4) National CFR was reported at 1.59 %.
- (5) 85 % deceased suffered from co-morbidities.