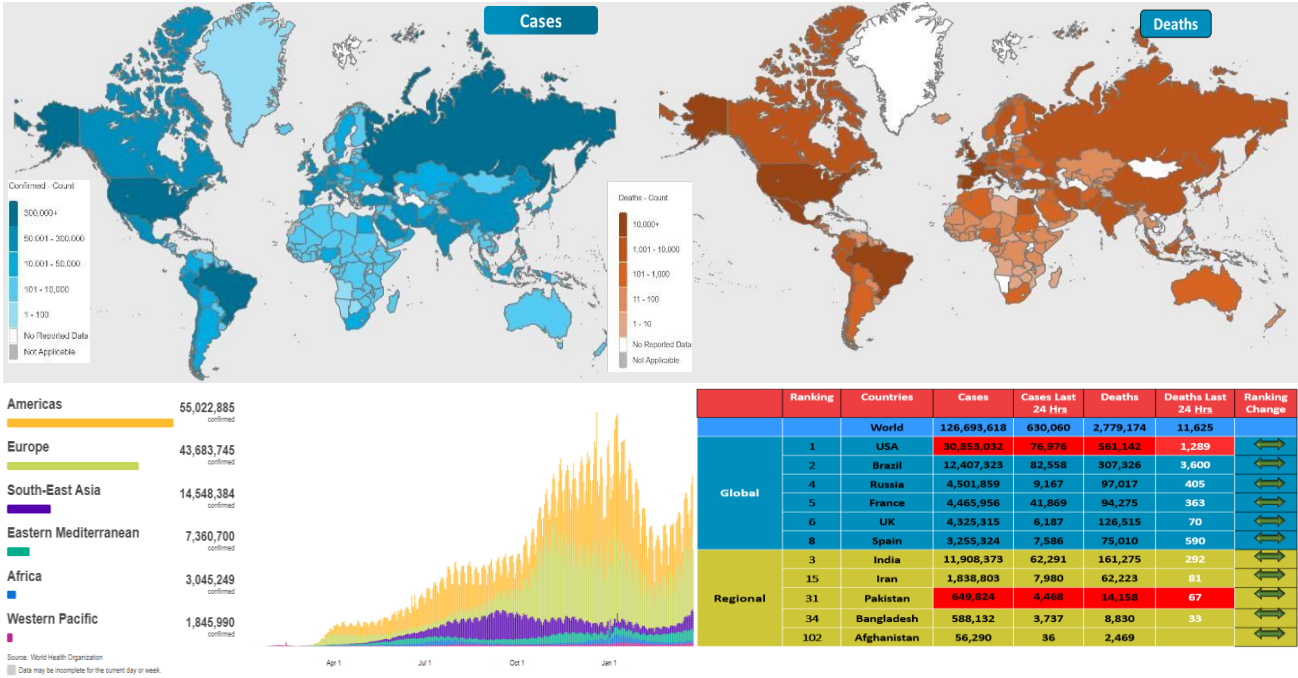




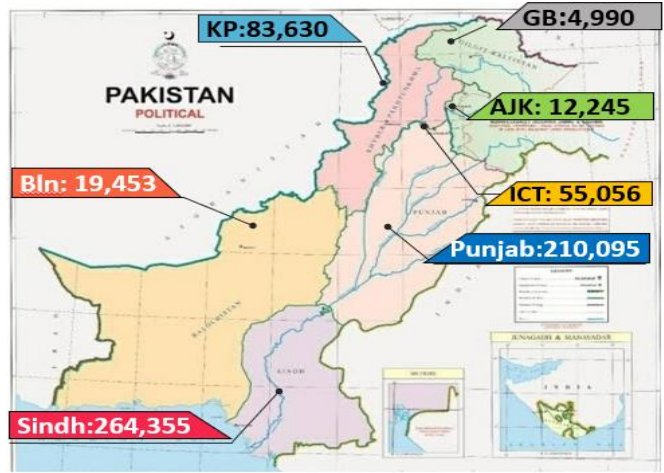
# NATIONAL COMMAND AND OPERATIONS CENTRE SITUATION REPORT PART – I

Issued: 2:00 PM  
27 Mar 2021

## Global Update



## Pakistan COVID Update



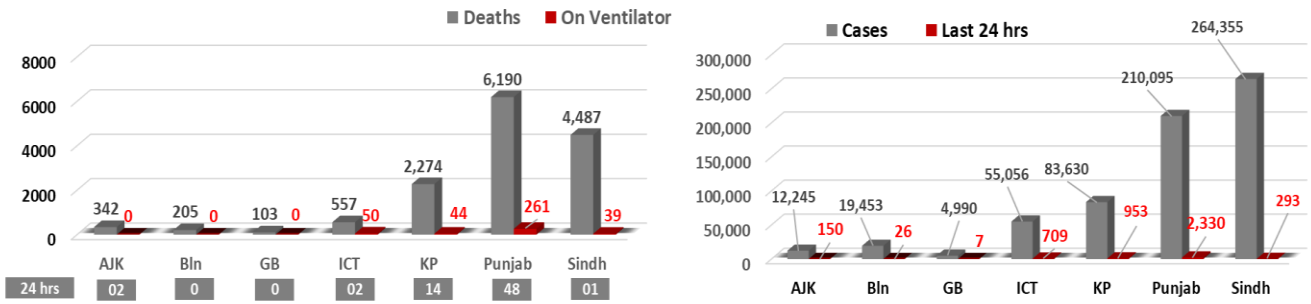
## Province-Wise COVID Cases

Provinces	Lab Tests		Lab Confirmed Cases		
	Total Tests Conducted In Last 24 Hours	Total Tests Conducted till date	Previous	Last 24 hours	Cumulative
AJK	1,075	143,995	12,095	150	12,245
Balochistan	656	204,028	19,427	26	19,453
Gilgit Baltistan	311	96,504	4,983	07	4,990
ICT	6,601	1,270,828	54,347	709	55,056
KP	8,029	1,316,826	82,677	953	83,630
Punjab	16,473	3,735,705	207,765	2,330	210,095
Sindh	11,134	3,253,184	264,062	293	264,355
Total	44,279	10,021,070	645,356	4,468	649,824

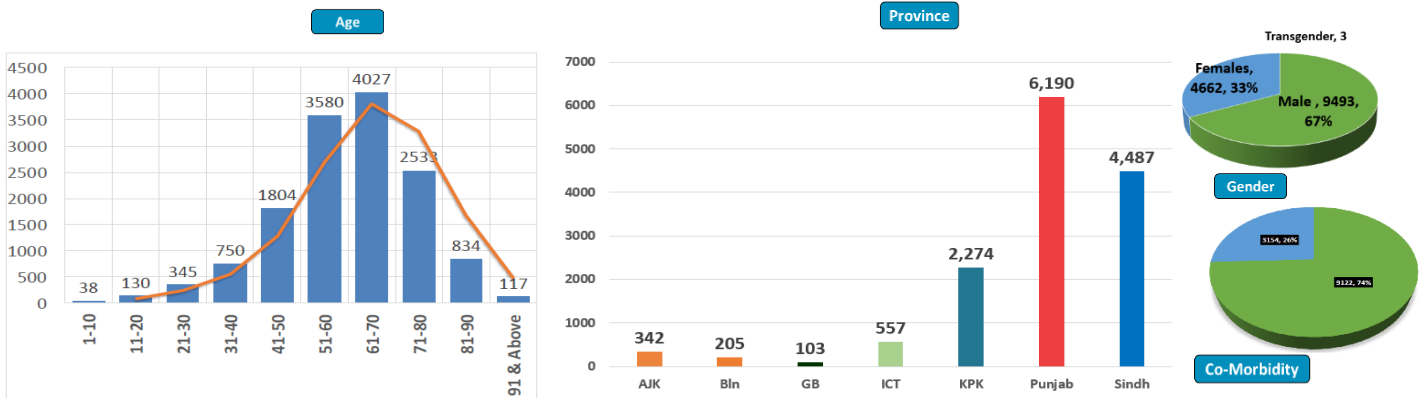
## Cases Vs Recovery



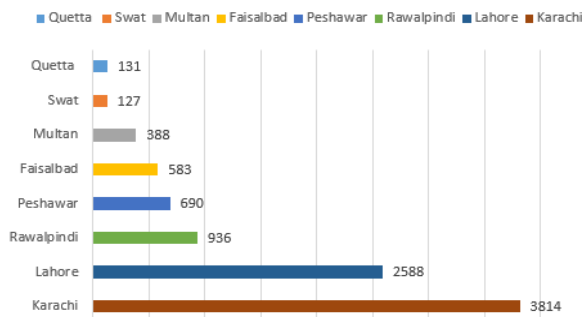
### Clinical Status of COVID



### Death Analysis

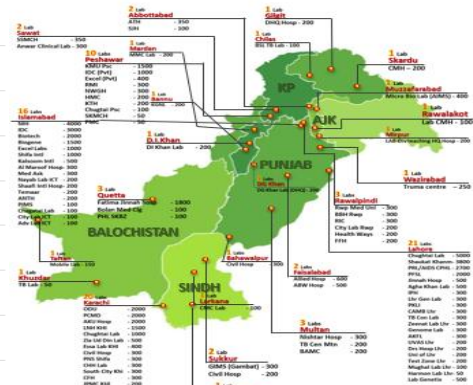
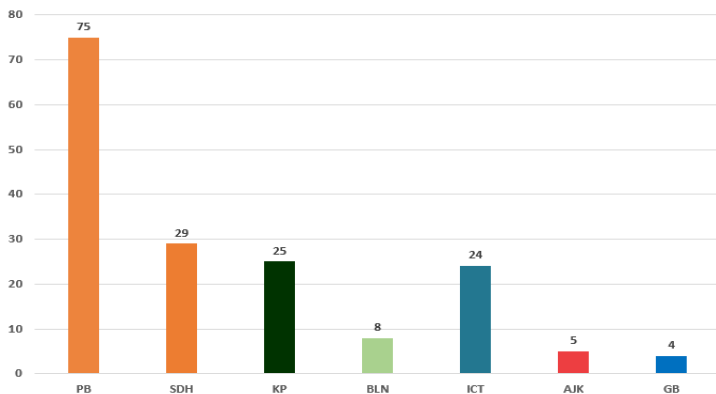


### Deaths



### Testing Facility

- Total Functioning Labs in Pakistan - 170
- Total Testing Capacity - 61,577
- Testing Conducted Last 24 hrs - 44,279



## 1. International

### a. COVID Status

- (1) 126,693,653 COVID cases & 2,779,101 deaths have been reported across the globe.
- (2) Brazil's has reported daily Covid death toll of 3,650 COVID related deaths.

### b. COVID Vaccine

- (1) EU has said that it will ensure that COVID vaccines produced by AstraZeneca within the bloc stay there until the company returns to fulfilling its delivery commitments.

### c. COVID Diagnosis

- (1) Britain's medicine regulator has approved a 20-second COVID-19 test.

## 2. National

### a. COVID Status

- (1) National positivity ratio was recorded at 10.09 %.
- (2) Pakistan has reported 2,137 COVID recoveries during last 24 hours

### b. Vent Status

- (1) 394 patients are on ventilators.
- (2) **72% vents allocated for COVID patients in Multan have been occupied.** (57% day before yesterday)
- (3) **62% vents allocated for COVID patients in ICT have been occupied.** (62% day before yesterday)
- (4) **60% vents allocated for COVID patients in Gujranwala have been occupied** (60% day before yesterday)
- (5) **Vent occupancy in Lahore has been reported at 57%.** (57% day before yesterday)
- (6) Vent occupancy in Peshawar has been reported at 32%. (35% day before yesterday)

### c. Oxygen Status

- (1) **89% beds allocated for COVID patients in Gujrat have been occupied.** (91% day before yesterday)
- (2) **85% beds allocated for COVID patients in Gujranwala have been occupied** (85% day before yesterday)
- (3) **73% beds allocated for COVID patients in Peshawar have been occupied** (67% day before yesterday)
- (4) **61% beds allocated for COVID patients in Swat have been occupied**

- (5) **50% beds allocated for COVID patients in ICT have been occupied**  
(46% day before yesterday)
- (6) **41% beds allocated for COVID patients in Lahore have been occupied** (36% day before yesterday)
- (7) 39% beds allocated for COVID patients in Rawalpindi have been occupied (38% day before yesterday)
- (8) 39% beds allocated for COVID patients in Multan have been occupied (36% day before yesterday)

d. **HCW (Health Care Workers) Status**

- (1) **63** new cases have been reported in HCWs, increasing the total to **14,992** while **14,197** have recovered (650 active cases)
- (2) Most cases in HCWs have been reported by Sindh **5,513**
- (3) 145 deaths have been reported amongst HCWs. (92 doctors, 1 Medical Student, 3 nurses, 49 paramedic staff)

e. **COVID Mortality (63 x Deaths)**

- (1) 60 (95%) deaths have occurred in hospitals.
- (2) **43 deaths have been reported by Punjab.**
- (3) **14 deaths have been reported in District Lahore. Most by any district**
- (4) National CFR was reported at 1.44 %.
- (5) 68 % deceased suffered from co-morbidities.