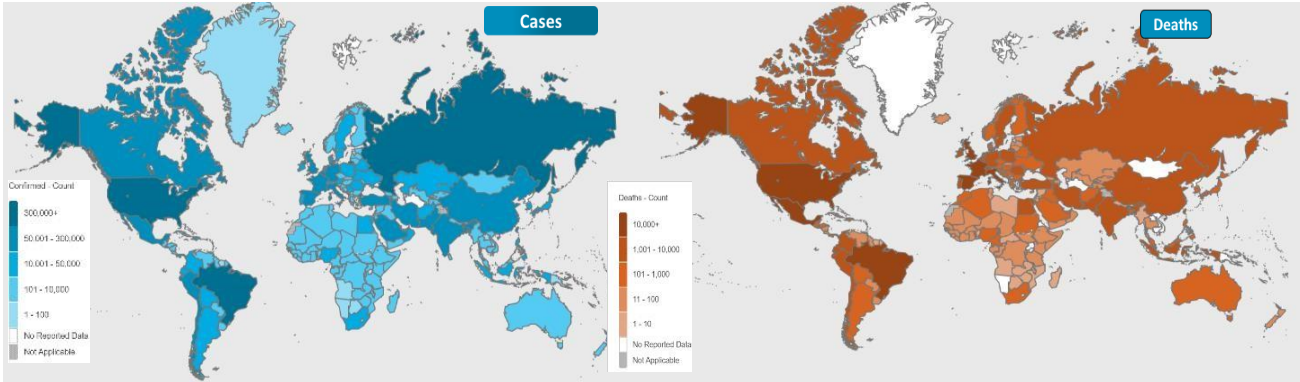




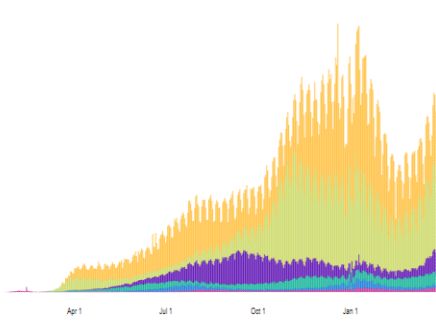
NATIONAL COMMAND AND OPERATIONS CENTRE SITUATION REPORT PART – I

Issued: 2:00 PM
29 Mar 2021

Global Update

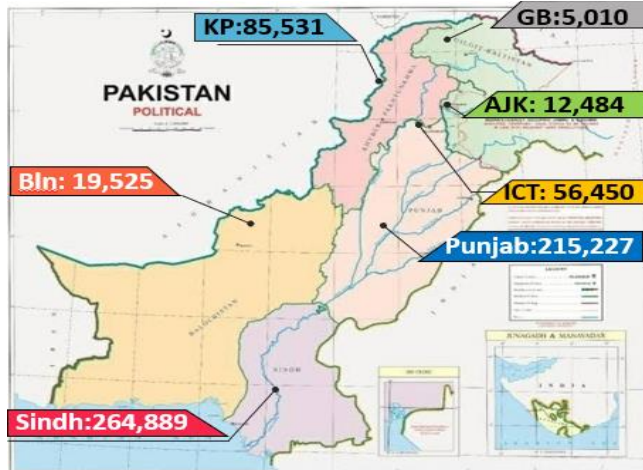


Americas	55,243,776 confirmed
Europe	44,181,716 confirmed
South-East Asia	14,619,886 confirmed
Eastern Mediterranean	7,392,128 confirmed
Africa	3,061,438 confirmed
Western Pacific	1,869,851 confirmed



	Ranking	Countries	Cases	Cases Last 24 Hrs	Deaths	Deaths Last 24 Hrs	Ranking Change
Global		World	127,763,220	486,724	2,795,878	6,799	
	1	USA	30,962,803	44,096	562,526	510	↔
	2	Brazil	12,534,688	44,326	312,299	1,605	↔
	4	France	4,545,589	37,014	94,596	131	↑
	5	Russia	4,519,832	9,088	97,740	336	↓
	6	UK	4,333,042	3,862	126,592	19	↔
Regional	8	Spain	3,255,324		75,010		↔
	3	India	12,039,210	68,206	161,881	295	↔
	15	Iran	1,855,674	8,751	62,397	89	↔
	31	Pakistan	659,116	4,525	14,256	41	↔
	33	Bangladesh	595,714	3,908	8,904	35	↑
102	Afghanistan	56,322	28	2,472	2	↔	

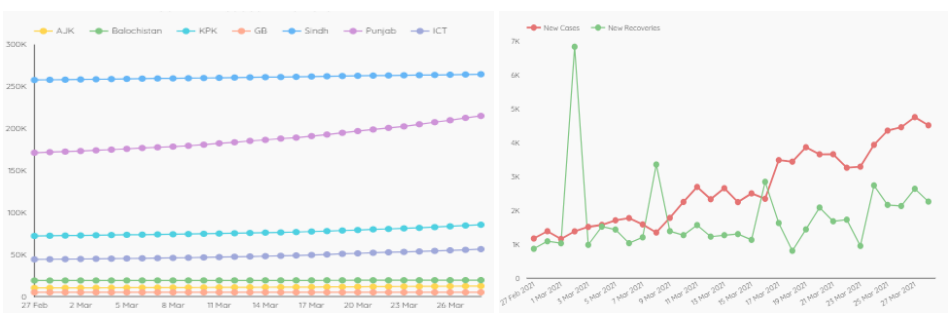
Pakistan COVID Update



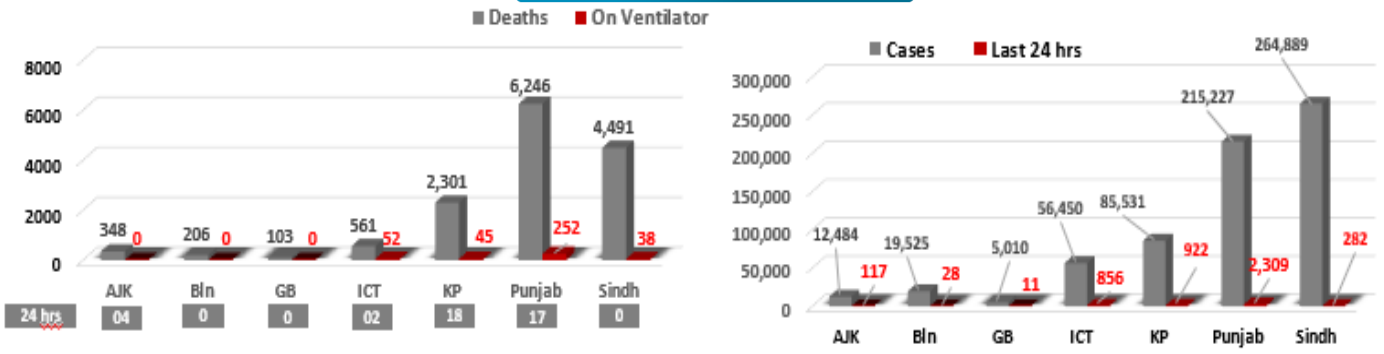
Province-Wise COVID Cases

Provinces	Lab Tests		Lab Confirmed Cases		
	Total Tests Conducted In Last 24 Hours	Total Tests Conducted till date	Previous	Last 24 hours	Cumulative
AJK	759	145,585	12,367	117	12,484
Balochistan	758	205,840	19,497	28	19,525
Gilgit Baltistan	377	97,231	4,999	11	5,010
ICT	5,359	1,282,647	55,594	856	56,450
KP	8,196	1,333,182	84,609	922	85,531
Punjab	15,780	3,770,862	212,918	2,309	215,227
Sindh	9,140	3,271,748	264,607	282	264,889
Total	40,369	10,107,095	654,591	4,525	659,116

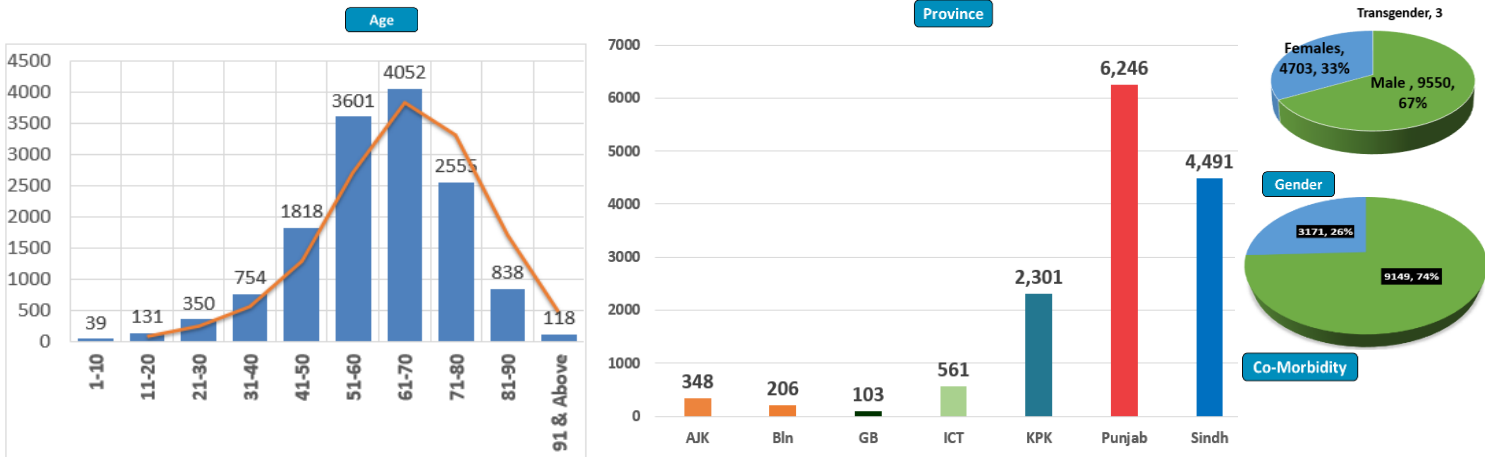
Cases Vs Recovery



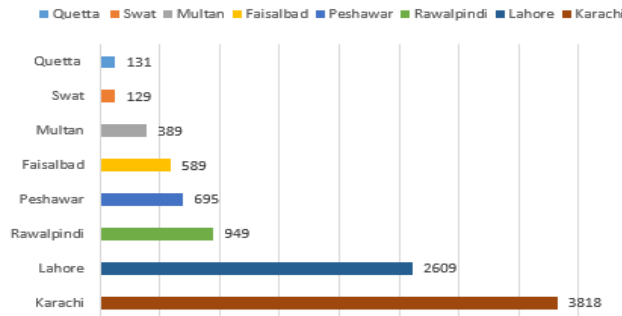
Clinical Status of COVID



Death Analysis

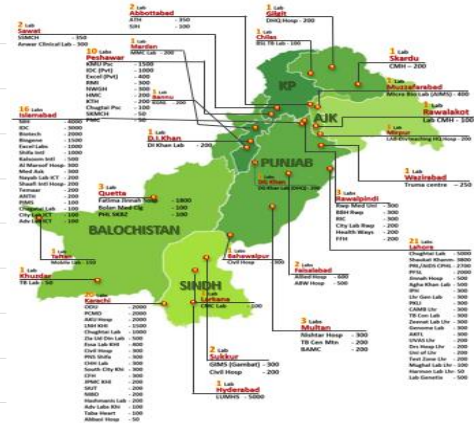
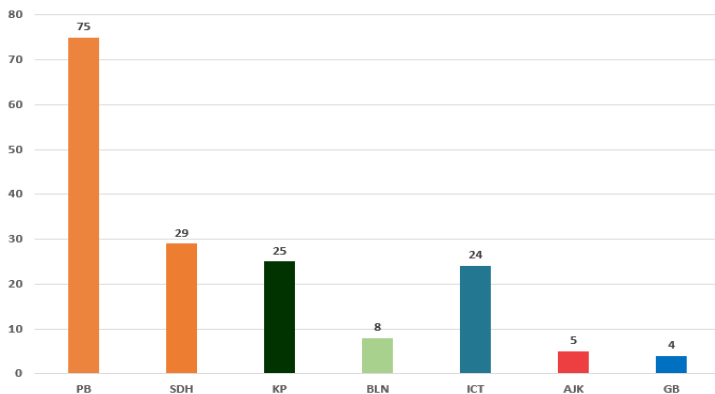


Deaths



Testing Facility

- Total Functioning Labs in Pakistan - 170
- Total Testing Capacity - 61,577
- Testing Conducted Last 24 hrs - 40,369



1. International

a. COVID Status

(1) 127,763,220 COVID cases & 2,795,878 deaths have been reported across the globe.

b. COVID Vaccine

(1) UAE firm will start commercial production of China's Sinopharm vaccines in April.

(2) India's gifts Bangladesh 1.2 million doses of AstraZeneca vaccine.

(3) More than 30 Mn people in the UK have received their first dose of COVID vaccine.

c. Miscellaneous

(1) French Health Ministry has said that the number of COVID-19 patients in France's ICUs has risen to 4,872 a new high for this year.

2. National

a. COVID Status

(1) National positivity ratio was recorded at 11.20 %.

(2) Pakistan has reported 2,268 COVID recoveries during last 24 hours

b. Vent Status

(1) 388 patients are on ventilators.

(2) **70% vents allocated for COVID patients in Multan have been occupied.**
(72% day before yesterday)

(3) **62% vents allocated for COVID patients in ICT have been occupied.**
(62% day before yesterday)

(4) **60% vents allocated for COVID patients in Gujranwala have been occupied** (60% day before yesterday)

(5) **Vent occupancy in Lahore has been reported at 55%.** (57% day before yesterday)

(6) **Vent occupancy in Bahawalpur has been reported at 41%.** (41% day before yesterday)

(7) Vent occupancy in Peshawar has been reported at 31%. (32% day before yesterday)

c. Oxygen Status

(1) **98% beds allocated for COVID patients in Gujrat have been occupied.**
(89% day before yesterday)

- (2) **85% beds allocated for COVID patients in Gujranwala have been occupied** (85% day before yesterday)
- (3) **85% beds allocated for COVID patients in Swat have been occupied** (61% day before yesterday)
- (4) **73% beds allocated for COVID patients in Peshawar have been occupied** (73% day before yesterday)
- (5) **61% beds allocated for COVID patients in Swat have been occupied** (61% day before yesterday)
- (6) **56% beds allocated for COVID patients in ICT have been occupied** (50% day before yesterday)
- (7) **48% beds allocated for COVID patients in Lahore have been occupied** (41% day before yesterday)
- (8) **41% beds allocated for COVID patients in Rawalpindi have been occupied** (39% day before yesterday)
- (9) **40% beds allocated for COVID patients in Multan have been occupied** (39% day before yesterday)

d. **HCW (Health Care Workers) Status**

- (1) **11** new cases have been reported in HCWs, increasing the total to **15,003** while **14,451** have recovered (407 active cases)
- (2) Most cases in HCWs have been reported by Sindh **5,515**
- (3) 145 deaths have been reported amongst HCWs. (92 doctors, 1 Medical Student, 3 nurses, 49 paramedic staff)

e. **COVID Mortality (57 x Deaths)**

- (1) 53 (93%) deaths have occurred in hospitals.
- (2) **39 deaths have been reported by Punjab.**
- (3) **19 deaths have been reported in District Lahore. Most by any district**
- (4) National CFR was reported at 1.19 %.
- (5) 62% deceased suffered from co-morbidities