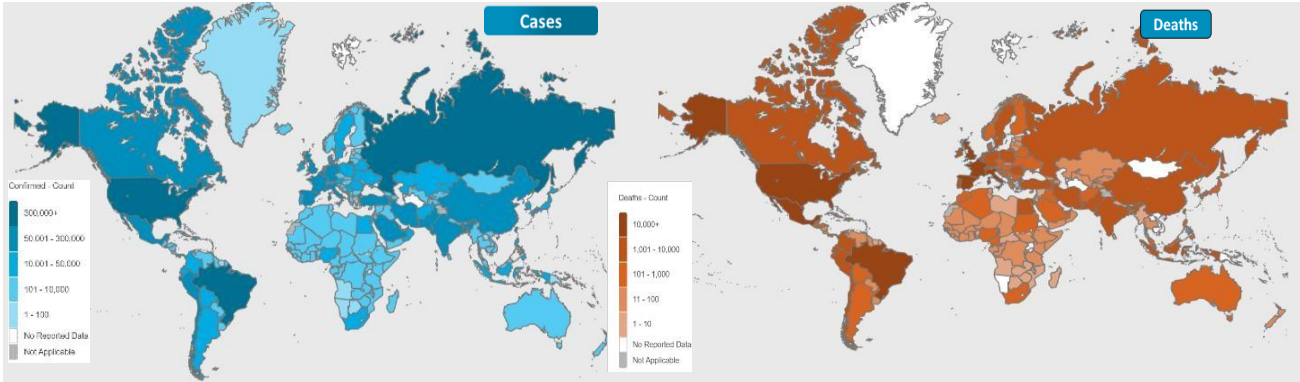




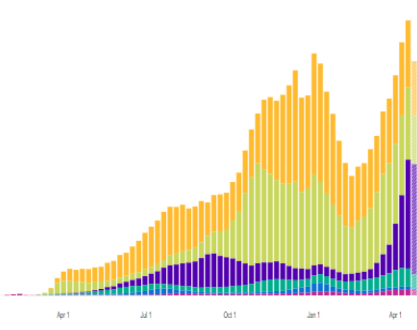
NATIONAL COMMAND AND OPERATIONS CENTRE SITUATION REPORT PART – I

**Issued: 2:00 PM
2 May 2021**

Global Update

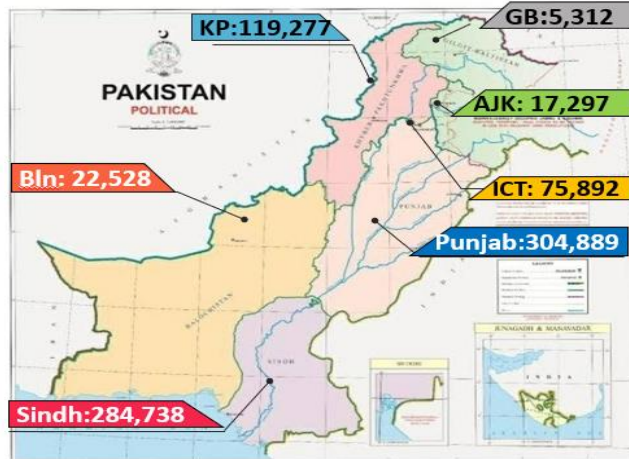


Americas	62,073,178 confirmed
Europe	51,778,296 confirmed
South-East Asia	22,266,848 confirmed
Eastern Mediterranean	9,109,162 confirmed
Africa	3,312,273 confirmed
Western Pacific	2,448,916 confirmed



	Ranking	Countries	Cases	Cases Last 24 Hrs	Deaths	Deaths Last 24 Hrs	Ranking Change
Global		World	152,795,406	795,819	3,206,117	12,882	
	1	USA	35,146,008	42,034	590,704	661	↔
	3	Brazil	14,725,975	60,013	406,565	2,278	↔
	4	France	5,642,359	25,670	104,706	192	↔
	5	Turkey	4,849,408	28,817	40,504	373	↔
	6	Russia	4,814,558	9,270	110,520	392	↔
	7	UK	4,418,530	1,907	127,524	7	↔
	8	Italy	4,035,617	12,965	121,033	226	↔
	9	Spain	3,524,077		78,216		↔
Regional	2	India	19,549,656	392,562	215,523	3,688	↔
	14	Iran	2,516,157	17,080	72,090	332	↔
	31	Pakistan	829,933	4,414	18,070	113	↔
	33	Bangladesh	760,584	1,452	11,510	60	↔
	105	Afghanistan	60,122	180	2,637	6	↔

Pakistan COVID Update



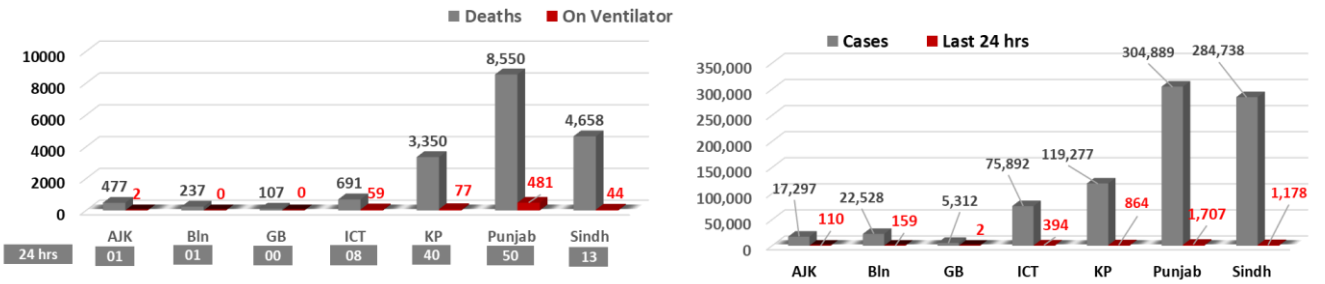
Province-Wise COVID Cases

Provinces	Lab Tests		Lab Confirmed Cases		
	Total Tests Conducted in Last 24 Hours	Total Tests Conducted till date	Previous	Last 24 hours	Cumulative
AJK	731	177,606	17,187	110	17,297
Balochistan	768	237,040	22,369	159	22,528
Gilgit Baltistan	384	110,636	5,310	02	5,312
ICT	3,894	1,481,268	75,498	394	75,892
KP	7,913	1,601,300	118,413	864	119,277
Punjab	16,846	4,622,775	303,182	1,707	304,889
Sindh	14,739	3,651,516	283,560	1,178	284,738
Total	45,275	11,882,141	825,519	4,414	829,933

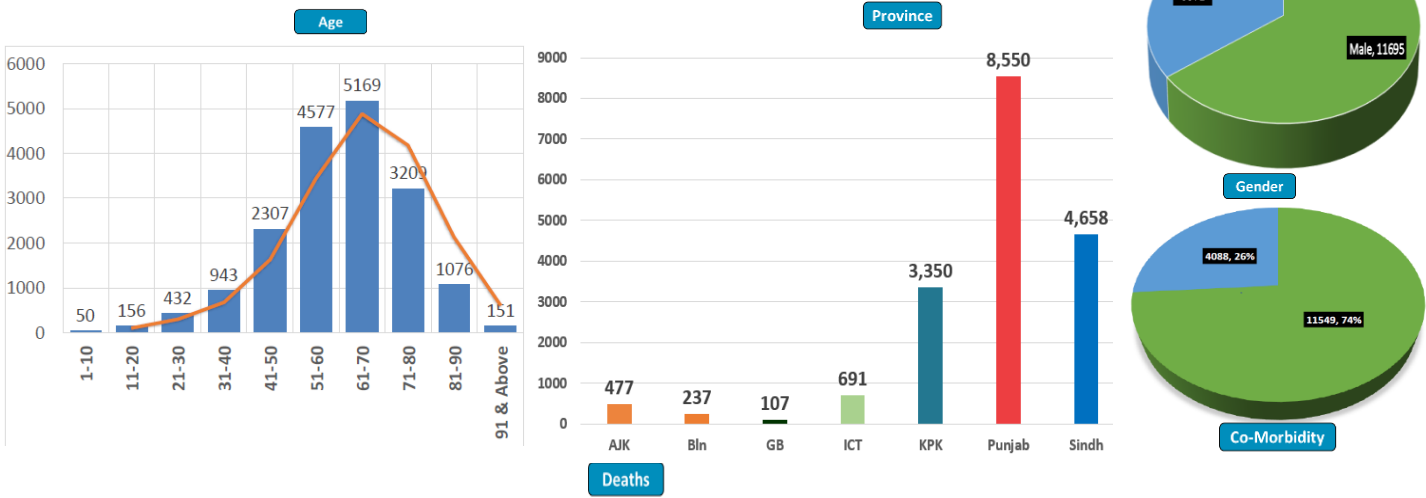
Cases Vs Recovery



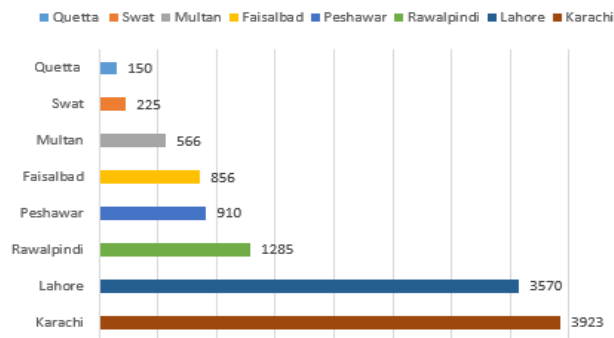
Clinical Status of COVID



Death Analysis

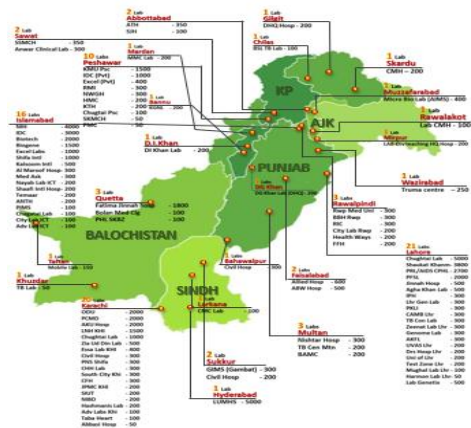
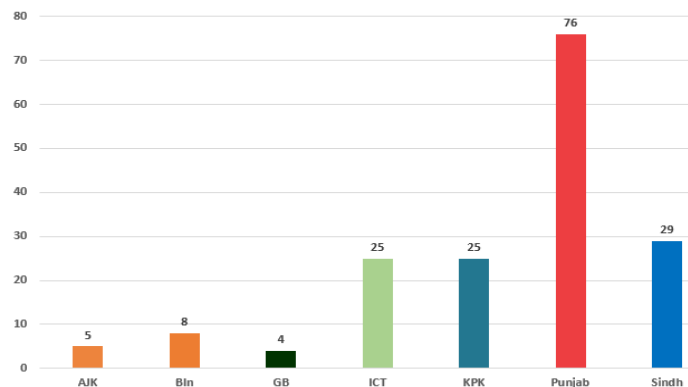


Deaths



Testing Facility

- Total Functioning Labs in Pakistan - 172
- Total Testing Capacity - 65,455
- Testing Conducted Last 24 hrs - 45,275



1. International

a. COVID Status

- (1) 152,796,123 COVID cases 3,206,145 deaths have been reported across the globe.
- (2) India has reported record no of 3,689 deaths due to COVID.

b. Travel Restrictions & Lockdowns

- (1) US pandemic advisor Anthony Fauci has recommend India to go for a lockdown as cases surge

c. Disease Spread

- (1) Forum of Indian scientific advisers have briefed government authorities regarding mutation in some samples that could possibly evade immune response.

2. National

a. COVID Status

- (1) National positivity ratio was recorded at 9.74 %.
- (2) Pakistan has reported 5,193 COVID recoveries during last 24 hours

b. Vent Status

- (1) 671 patients are on ventilators.
- (2) **Vent occupancy in Lahore has been reported at 69%.** (72% day before yesterday)
- (3) **76% vents allocated for COVID patients in Multan have been occupied.** (74% day before yesterday)
- (4) **80% vents allocated for COVID patients in Mardan have been occupied.** (64% day before yesterday)
- (5) **59% vents allocated for COVID patients in Gujranwala have been occupied** (59% day before yesterday)
- (6) **47% vents allocated for COVID patients in Peshawar have been occupied.** (48% day before yesterday)
- (7) **67% vents allocated for COVID patients in Bahawalpur have been occupied.** (56% day before yesterday)
- (8) **45% vents allocated for COVID patients in ICT have been occupied.** (51% day before yesterday)

c. **Oxygen Status**

- (1) **76% beds allocated for COVID patients in Multan have been occupied.**
(77% day before yesterday)
- (2) **56% beds allocated for COVID patients in Gujranwala have been occupied** (74% day before yesterday)
- (3) **70% beds allocated for COVID patients in Peshawar have been occupied** (70% day before yesterday)
- (4) **63% beds allocated for COVID patients in Swabi have been occupied**
(67% day before yesterday)
- (5) **52% beds allocated for COVID patients in Nowshera have been occupied** (67% day before yesterday)
- (6) **49% beds allocated for COVID patients in Mardan have been occupied.** (63% day before yesterday)
- (7) **61% beds allocated for COVID patients in Swat have been occupied**
(57% day before yesterday)
- (8) **50% beds allocated for COVID patients in Rawalpindi have been occupied** (51% day before yesterday)
- (9) **51% beds allocated for COVID patients in ICT have been occupied**
(57% day before yesterday)
- (10) **48% beds allocated for COVID patients in Lahore have been occupied**
(49% day before yesterday)

d. **HCW (Health Care Workers) Status**

- (1) 17 new cases have been reported in HCWs, increasing the total to **16,005** while **15,266** have recovered (586 active cases)
- (2) Most cases in HCWs have been reported by Sindh 5,684
- (3) 153 deaths have been reported amongst HCWs. (95 doctors, 1 Medical Student, 4 nurses, 53 paramedic staff).

e. **COVID Mortality (146 x Deaths)**

- (1) 177 (88%) deaths have occurred in hospitals.
- (2) **90 deaths have been reported by Punjab.**
- (3) **39 deaths have been reported in District Lahore. Most by any district**
- (4) National CFR was reported at 3.10 %.
- (5) 72 % deceased suffered from co-morbidities.