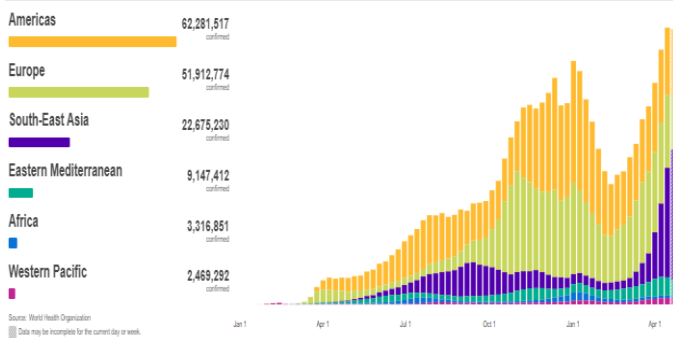
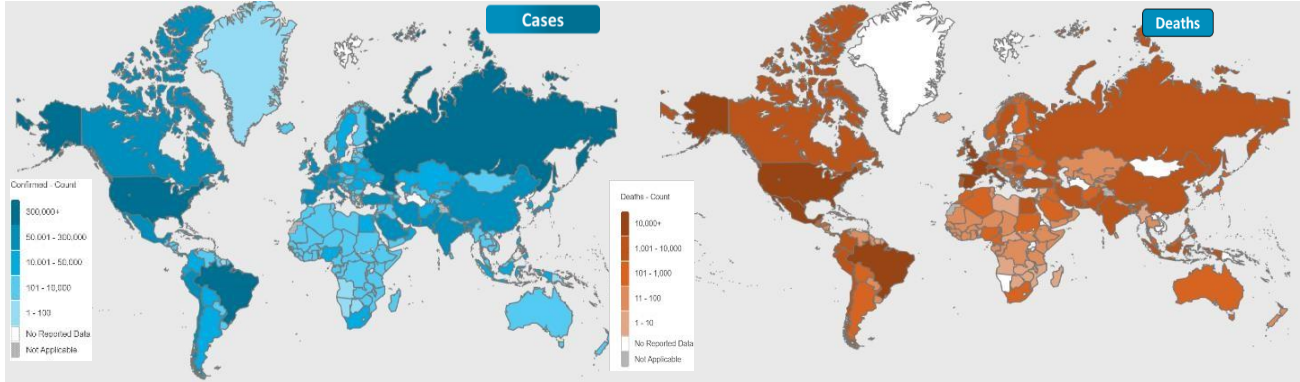




NATIONAL COMMAND AND OPERATIONS CENTRE SITUATION REPORT PART – I

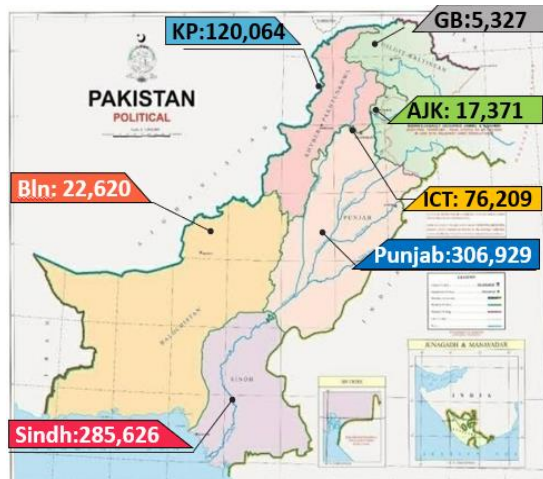
Issued: 2:00 PM
3 May 2021

Global Update



Ranking	Countries	Cases	Cases Last 24 Hrs	Deaths	Deaths Last 24 Hrs	Ranking Change
	World	153,480,141	680,296	3,216,157	9,969	
1	USA	39,180,441	30,701	591,062	312	↔
3	Brazil	14,754,910	28,935	407,775	1,210	↔
4	France	5,652,247	9,888	104,819	113	↔
5	Turkey	4,875,388	25,980	40,844	340	↔
6	Russia	4,823,255	8,697	110,862	342	↔
7	UK	4,420,201	1,671	127,538	14	↔
8	Italy	4,044,762	9,148	121,177	144	↔
9	Spain	3,524,077		78,216		↔
2	India	19,919,715	370,059	218,945	3,422	↔
14	Iran	2,534,855	18,698	72,484	394	↔
31	Pakistan	834,146	4,213	18,149	79	↔
33	Bangladesh	761,943	1,359	11,579	69	↔
105	Afghanistan	60,288	166	2,642	5	↔

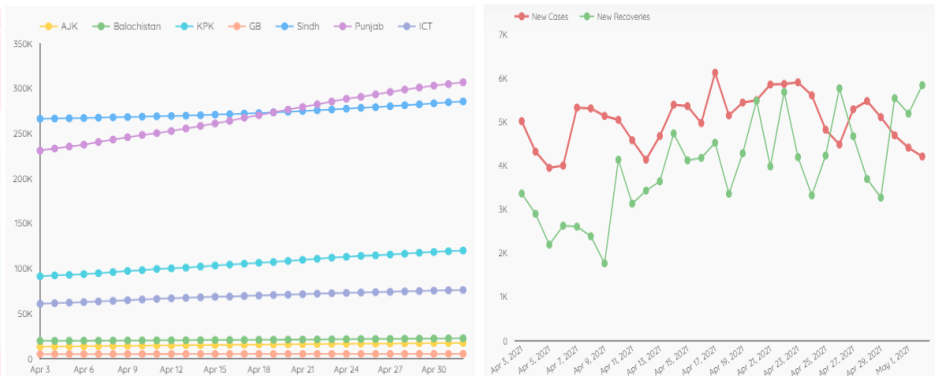
Pakistan COVID Update



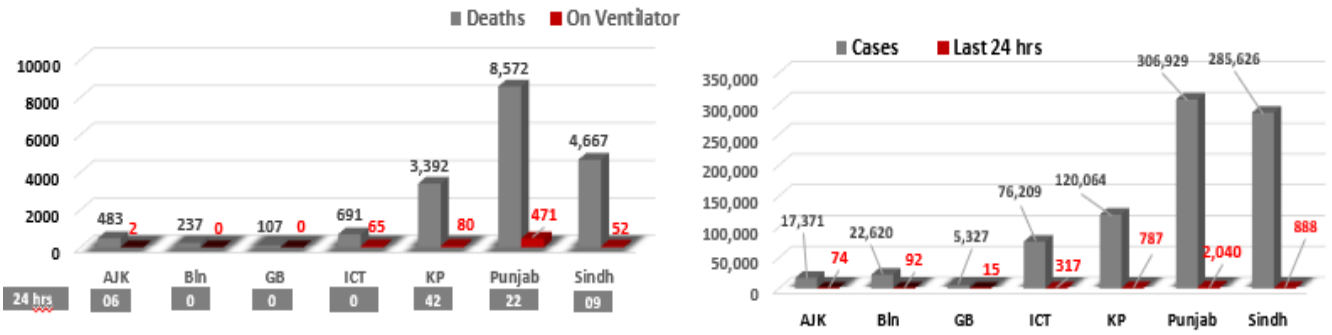
Province-Wise COVID Cases

Provinces	Lab Tests		Lab Confirmed Cases		
	Total Tests Conducted In Last 24 Hours	Total Tests Conducted till date	Previous	Last 24 hours	Cumulative
AJK	626	178,232	17,297	74	17,371
Balochistan	558	237,598	22,528	92	22,620
Gilgit Baltistan	385	111,021	5,312	15	5,327
ICT	3,815	1,485,083	75,892	317	76,209
KP	7,794	1,609,094	119,277	787	120,064
Punjab	16,307	4,639,082	304,889	2,040	306,929
Sindh	16,469	3,667,985	284,738	888	285,626
Total	45,954	11,928,095	829,933	4,213	834,146

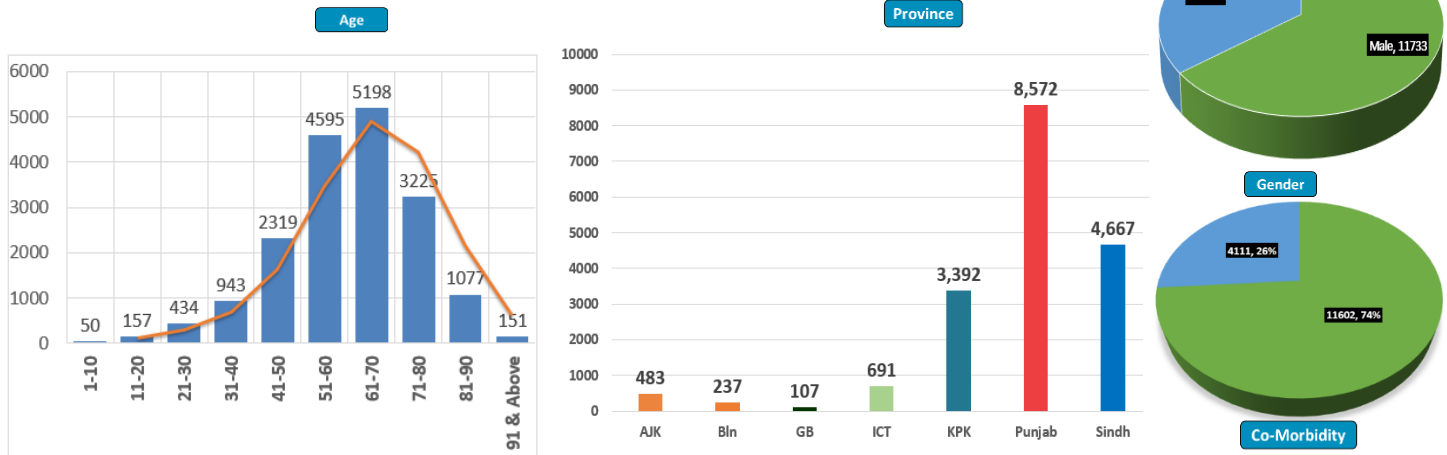
Cases Vs Recovery



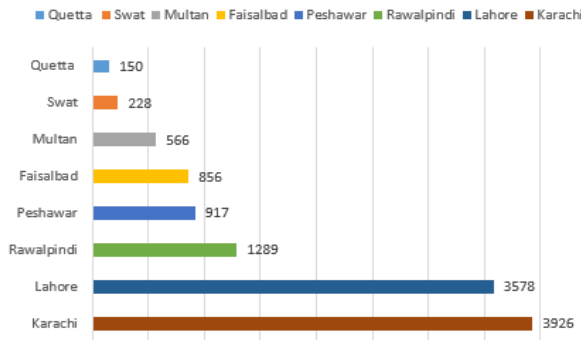
Clinical Status of COVID



Death Analysis

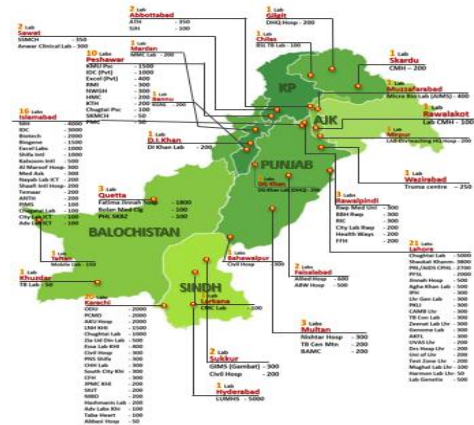
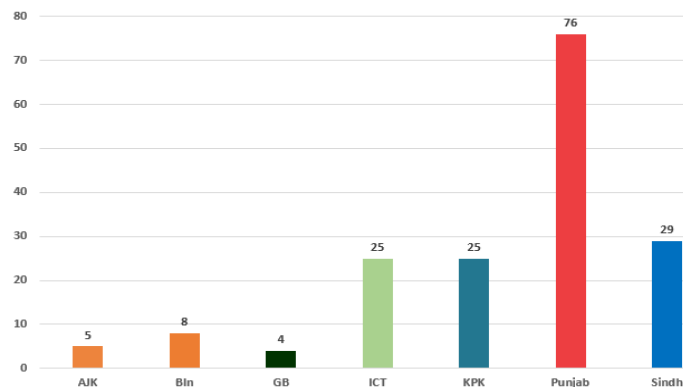


Deaths



Testing Facility

- Total Functioning Labs in Pakistan - 172
- Total Testing Capacity - 65,455
- Testing Conducted Last 24 hrs - 45,954



1. International

a. COVID Status

- (1) 152,799,845 COVID cases 3,206,188 deaths have been reported across the globe.
- (2) India again reports record 392,488 COVID cases.

b. Travel Restrictions & Lockdowns

- (1) Saudi Arabia has said that it will open its land, sea, and air borders as of 17 May.

c. Disease Spread

- (1) Malaysia has detected its first case of a highly infectious coronavirus variant first identified in India.
- (2) Jordan has detected three cases of Indian COVID-19 variant.

2. National

a. COVID Status

- (1) National positivity ratio was recorded at 9.16 %.
- (2) Pakistan has reported 5,842 COVID recoveries during last 24 hours

b. Vent Status

- (1) 663 patients are on ventilators.
- (2) **Vent occupancy in Lahore has been reported at 68%.** (69% day before yesterday)
- (3) **74% vents allocated for COVID patients in Multan have been occupied.** (76% day before yesterday)
- (4) **70% vents allocated for COVID patients in Mardan have been occupied.** (80% day before yesterday)
- (5) **57% vents allocated for COVID patients in Gujranwala have been occupied** (59% day before yesterday)
- (6) **48% vents allocated for COVID patients in Peshawar have been occupied.** (47% day before yesterday)
- (7) **67% vents allocated for COVID patients in Bahawalpur have been occupied.** (67% day before yesterday)
- (8) **46% vents allocated for COVID patients in ICT have been occupied.** (45% day before yesterday)

c. Oxygen Status

- (1) **71% beds allocated for COVID patients in Peshawar have been occupied** (70% day before yesterday)

- (2) **69% beds allocated for COVID patients in Mardan have been occupied.** (49% day before yesterday)
- (3) **63% beds allocated for COVID patients in Swabi have been occupied** (63% day before yesterday)
- (4) **60% beds allocated for COVID patients in Swat have been occupied** (61% day before yesterday)
- (5) **57% beds allocated for COVID patients in Nowshera have been occupied** (52% day before yesterday)
- (6) **54% beds allocated for COVID patients in Multan have been occupied.** (76% day before yesterday)
- (7) **51% beds allocated for COVID patients in ICT have been occupied** (57% day before yesterday)
- (8) **50% beds allocated for COVID patients in Gujranwala have been occupied** (56% day before yesterday)
- (9) **48% beds allocated for COVID patients in Rawalpindi have been occupied** (50% day before yesterday)
- (10) **54% beds allocated for COVID patients in Lahore have been occupied** (48% day before yesterday)

d. **HCW (Health Care Workers) Status**

- (1) 15 new cases have been reported in HCWs, increasing the total to **16,020** while **15,266** have recovered (586 active cases)
- (2) Most cases in HCWs have been reported by Sindh 5,693
- (3) 153 deaths have been reported amongst HCWs. (95 doctors, 1 Medical Student, 4 nurses, 53 paramedic staff).

e. **COVID Mortality (113 x Deaths)**

- (1) 102 (92%) deaths have occurred in hospitals.
- (2) **50 deaths have been reported by Punjab.**
- (3) **16 deaths have been reported in District Lahore. Most by any district**
- (4) National CFR was reported at 2.56 %.
- (5) 60 % deceased suffered from co-morbidities.