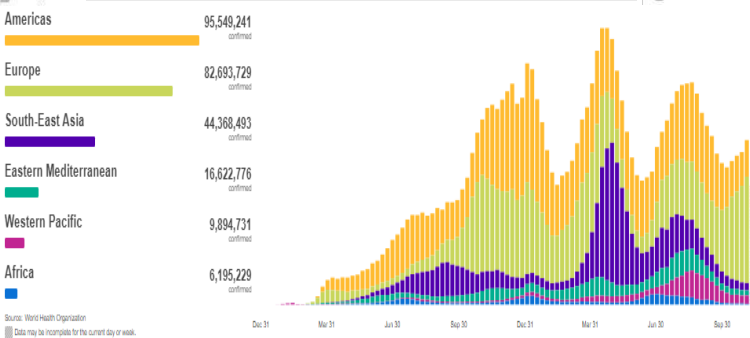
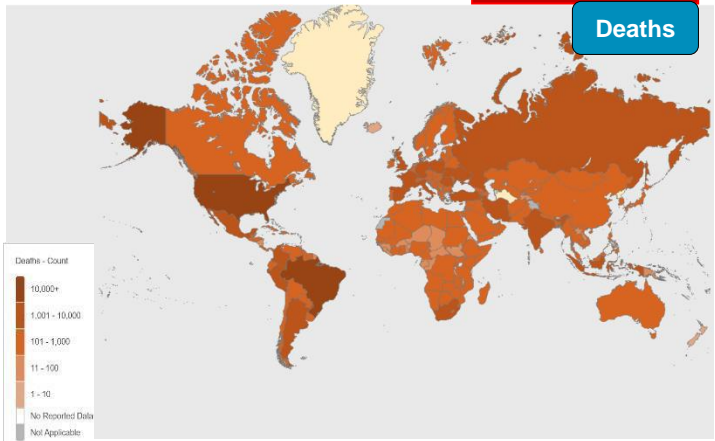
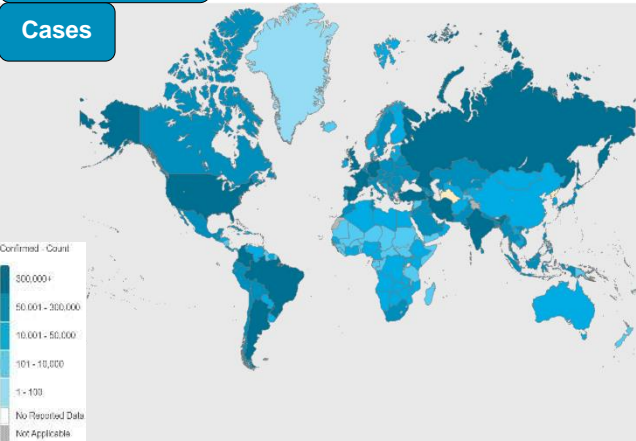




# NCOC SITREP PART-I

Issued at: 1400 Hrs  
22 Nov 2021

## Global Update



Ranking	Countries	Cases	Cases Last 24 Hrs	Deaths	Deaths Last 24 Hrs	Ranking Change
World		257,820,757	386,565	5,167,918	4,433	
1	USA	48,592,810	27,484	793,651	96	↔
3	Brazil	22,017,276	5,126	612,722	97	↔
4	UK	9,845,492	40,004	143,927	61	↔
5	Russia	9,331,158	36,970	264,095	1,252	↔
6	Turkey	8,571,554	21,177	75,042	195	↔
7	France	7,414,971	19,749	118,461	15	↔
9	Germany	5,378,192	36,860	99,613	60	↔
10	Argentina	5,315,348	646	116,377	3	↔
2	India	34,518,901	8,488	465,911	249	↔
8	Iran	6,077,438	4,340	128,956	104	↔
31	Bangladesh	1,574,088	199	27,953	7	↔
33	Pakistan	1,282,195	322	28,663	03	↔
101	Afghanistan	156,896	32	7,365	2	↔

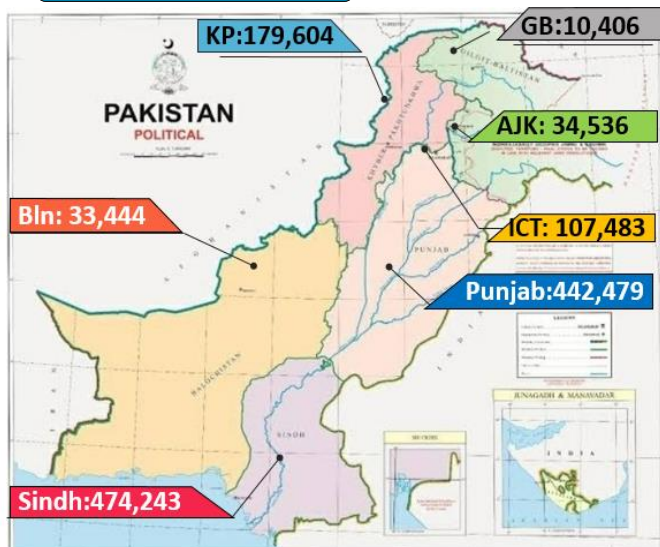
## Province-Wise COVID

Provinces	Lab Tests		Lab Confirmed Cases		
	Total Tests Conducted In Last 24 Hours	Total Tests Conducted till date	Previous	Last 24 hours	Cumulative
AJK	104	319,332	34,532	04	34,536
BLN	598	470,936	33,434	10	33,444
GB	209	210,021	10,406	00	10,406
ICT	3,022	2,221,759	107,467	16	107,483
KP	9,397	3,484,729	179,553	51	179,604
Punjab	11,274	8,260,599	442,423	56	442,479
Sindh	12,544	6,714,729	474,058	185	474,243
Total	37,148	21,682,105	1,281,873	322	1,282,195

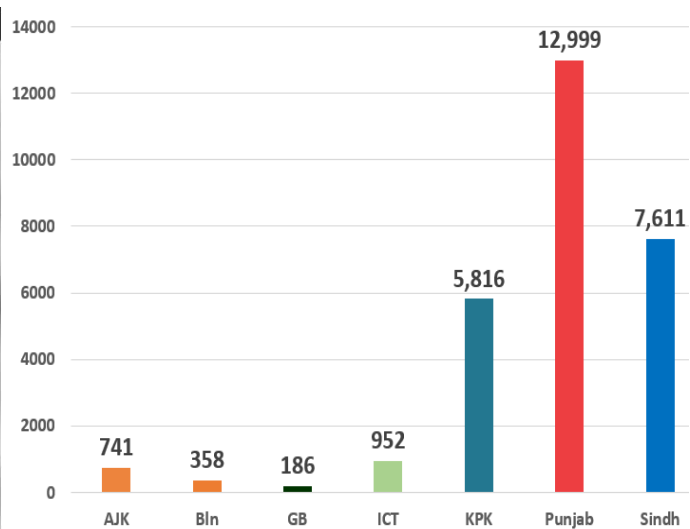
## Cases Vs Recovery



## Pakistan COVID Update

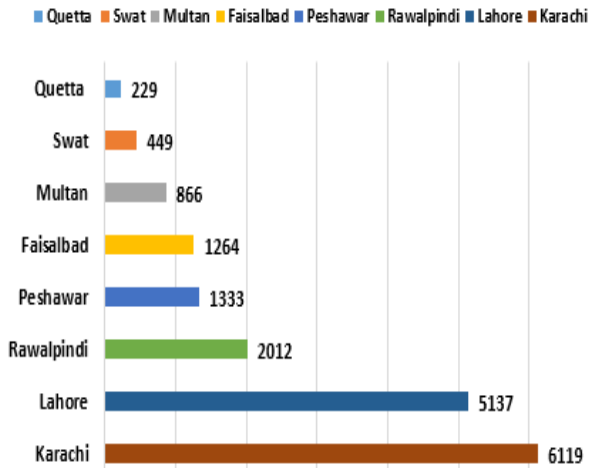


## Province-Wise Deaths

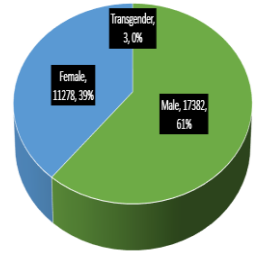
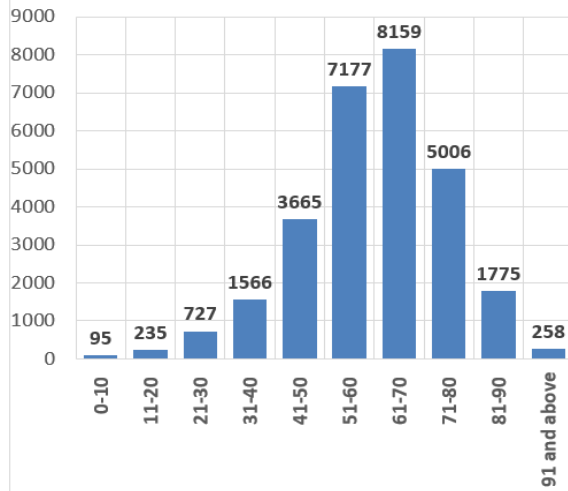


### Death Analysis

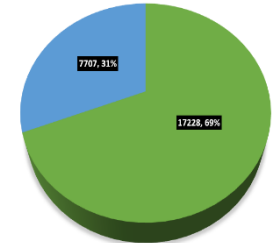
#### City-Wise



#### Age-Wise

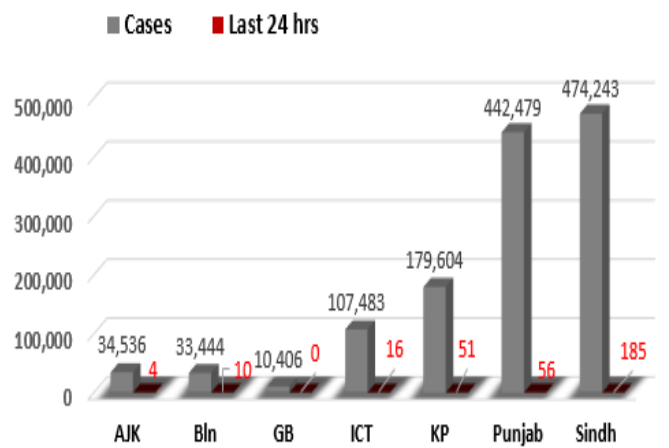
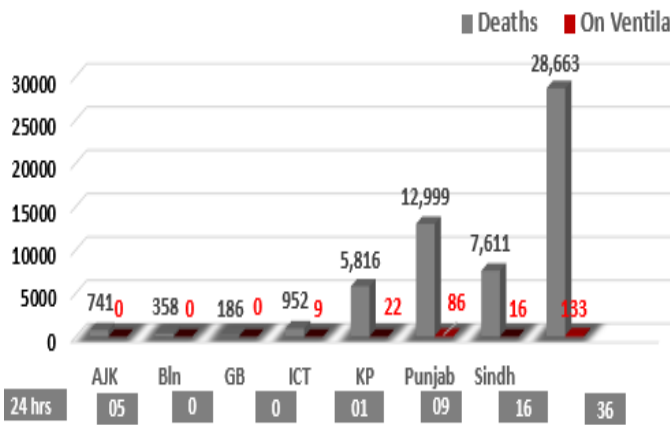


#### Gender



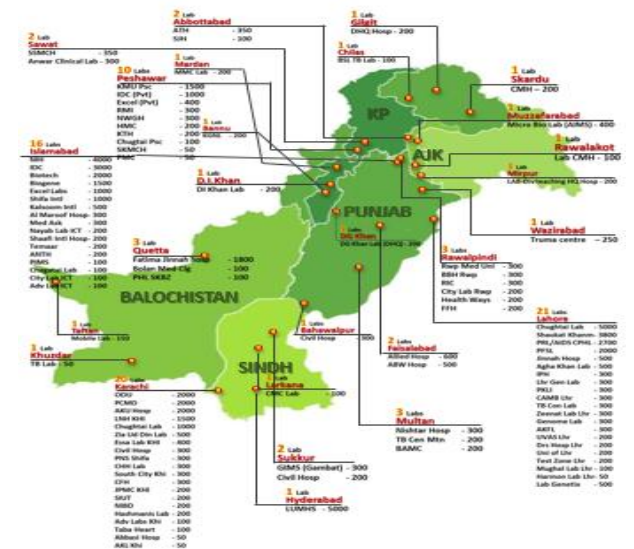
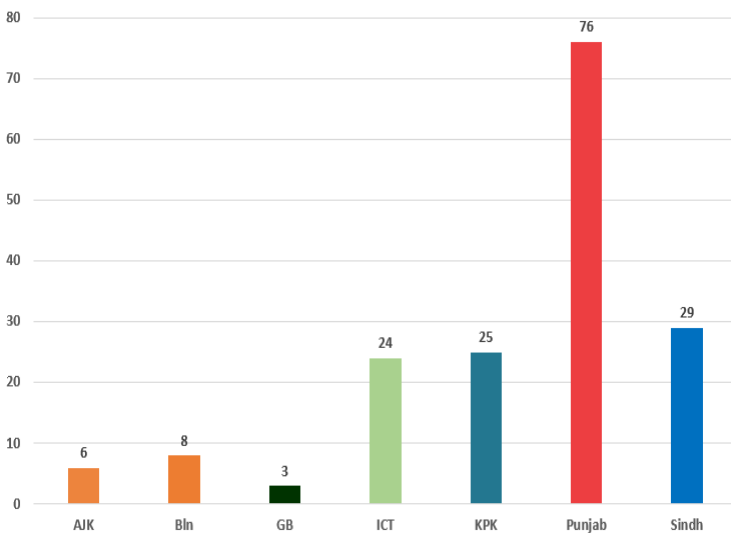
#### Co-Morbidity

### Clinical Status of COVID



### Testing Facility

- Total Functioning Labs in Pakistan - 171
- Total Testing Capacity - 77,471



1. International

- a. COVID Status. 257,832,881 COVID cases & 5,168,069 deaths have been reported across the globe.

2. Nationala. COVID Status

- (1) National positivity ratio was recorded at **0.86%**.  
 (2) Pakistan has reported **236** COVID recoveries during last 24 hours.

b. Ventilator Status

- (1) **133** patients are on ventilators.  
 (2) Patients on Ventilator in different cities.

City	Today (22-11-21)	Yesterday (21-11-21)
Multan	30%	26%
Peshawar	19%	19%
Bahawalpur	13%	13%
Lahore	12%	13%
ICT	12%	12%
Faisalabad	11%	11%

c. Oxygen Status (Beds with Oxygen)

City	Today (22-11-21)	Yesterday (21-11-21)
Multan	37%	38%
Swabi	27%	27%
Sargodha	23%	24%
Lahore	13%	13%
ICT	13%	12%
Peshawar	11%	11%

d. HCW (Health Care Workers) Status

- (1) **No** new case has been reported in HCWs, no increase in the total **18,065** while **17,723** have recovered. (**164** active cases)  
 (2) Most cases in HCWs have been reported by Sindh **6,057**.  
 (3) **171** deaths have been reported amongst HCWs.

e. COVID Mortality (3 x Deaths)

- (1) **3 (100%)** deaths have occurred in hospitals.  
 (2) **2** deaths have been reported by **KP**.  
 (3) National CFR was reported at **2.24%**.