

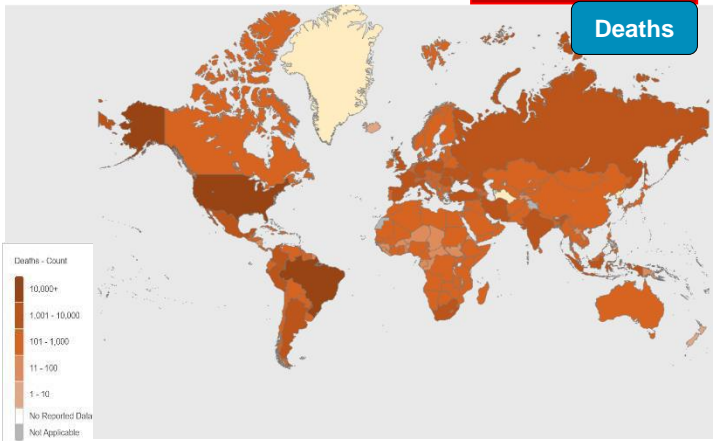
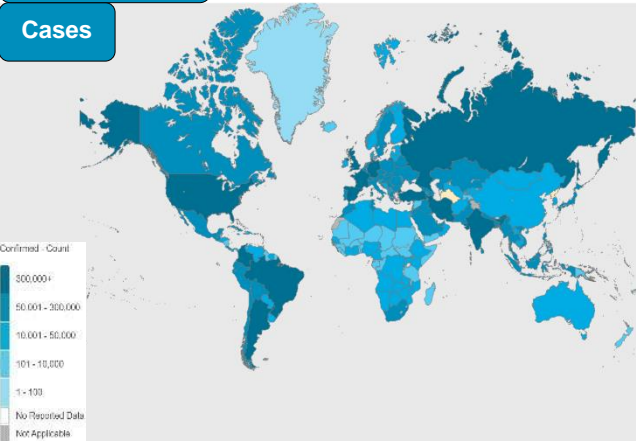


# NCOC SITREP PART-I

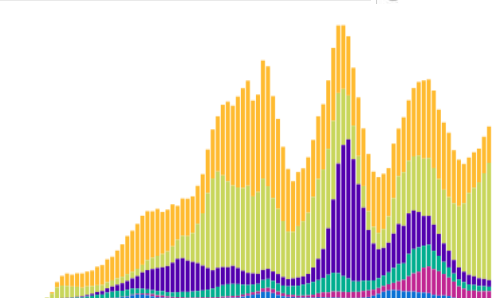
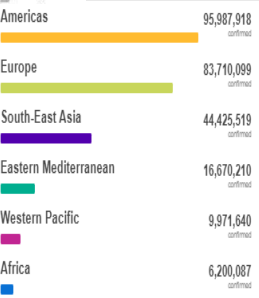
Issued at: 1400 Hrs  
23 Nov 2021

## Global Update

### Cases



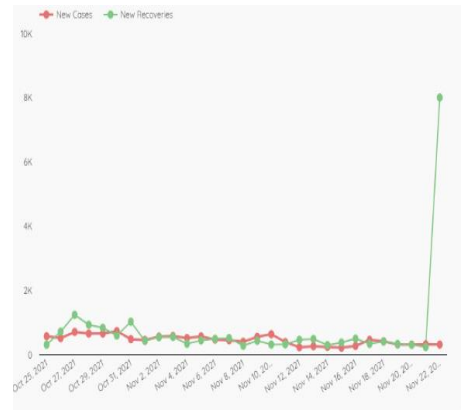
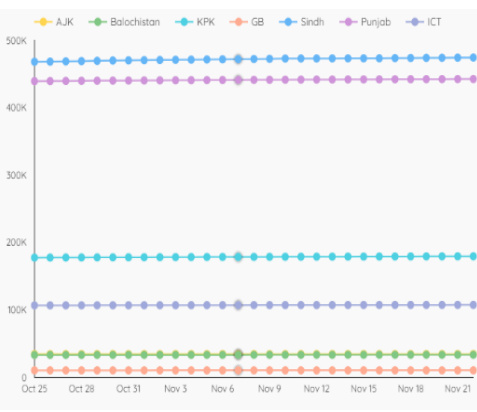
### Deaths



	Ranking	Countries	Cases	Cases Last 24 Hrs	Deaths	Deaths Last 24 Hrs	Ranking Change
Global	World		258,409,876	465,462	5,174,612	5,828	
	1	USA	48,748,357	74,156	794,864	516	↔
	3	Brazil	22,019,870	2,594	612,842	120	↔
	4	UK	9,889,926	44,917	143,972	45	↔
	5	Russia	9,366,839	35,681	265,336	1,241	↔
	6	Turkey	8,596,410	24,856	75,235	193	↔
	7	France	7,420,237	5,266	118,555	94	↔
	9	Germany	5,418,681	40,489	99,817	204	↔
	10	Argentina	5,315,989	641	116,382	5	↔
	Regional	2	India	34,526,480	7,579	466,147	236
8		Iran	6,082,865	5,427	129,053	97	↔
31		Bangladesh	1,574,352	264	27,955	2	↔
33		Pakistan	1,282,510	315	28,668	5	↔
101		Afghanistan	156,896		7,365		↔

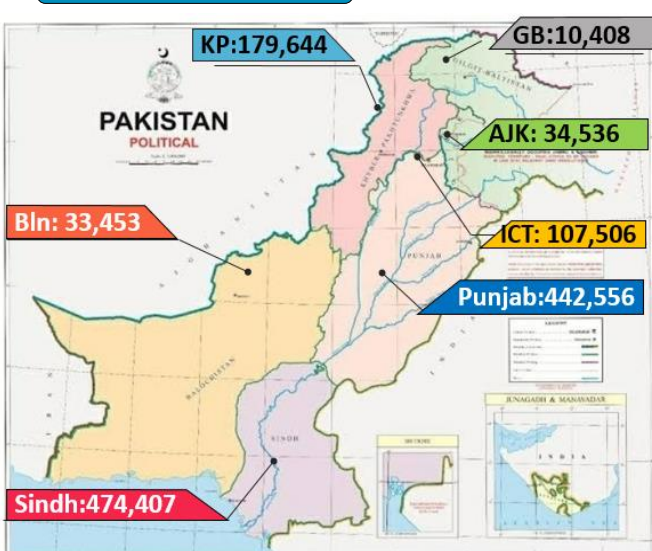
## Province-Wise COVID

Provinces	Lab Tests		Lab Confirmed Cases		
	Total Tests Conducted In Last 24 Hours	Total Tests Conducted till date	Previous	Last 24 hours	Cumulative
AJK	97	319,429	34,536	00	34,536
BLN	819	471,755	33,444	09	33,453
GB	322	210,343	10,406	02	10,408
ICT	3,018	2,224,777	107,483	23	107,506
KP	6,289	3,491,018	179,604	40	179,644
Punjab	14,191	8,274,790	442,479	77	442,556
Sindh	10,596	6,725,525	474,243	164	474,407
Total	35,332	21,717,637	1,282,195	315	1,282,510

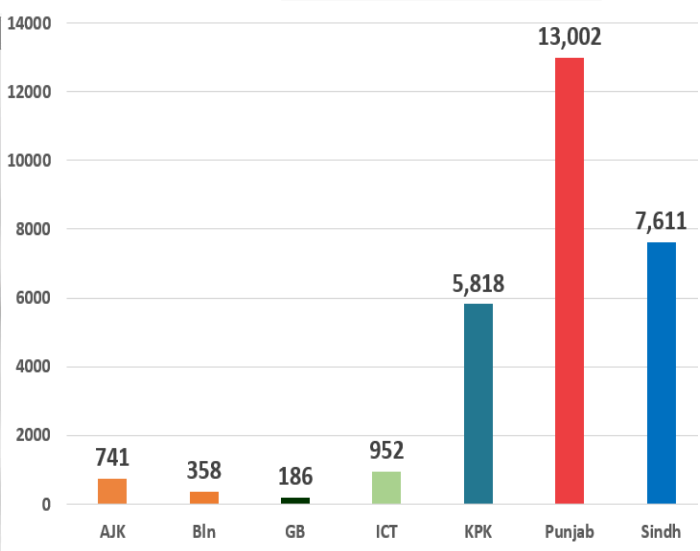


## Cases Vs Recovery

## Pakistan COVID Update

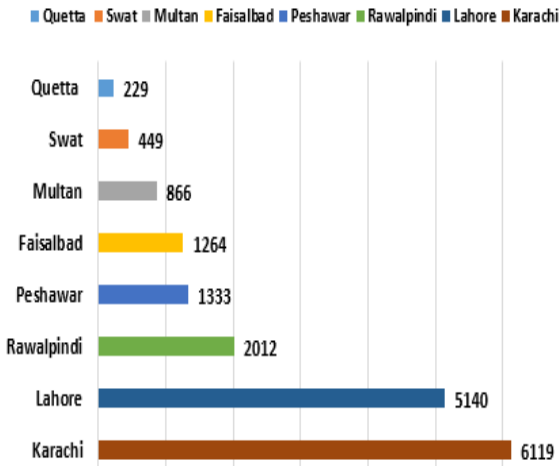


## Province-Wise Deaths

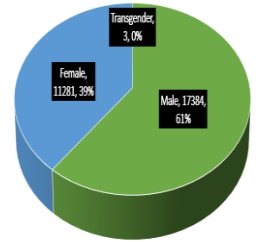
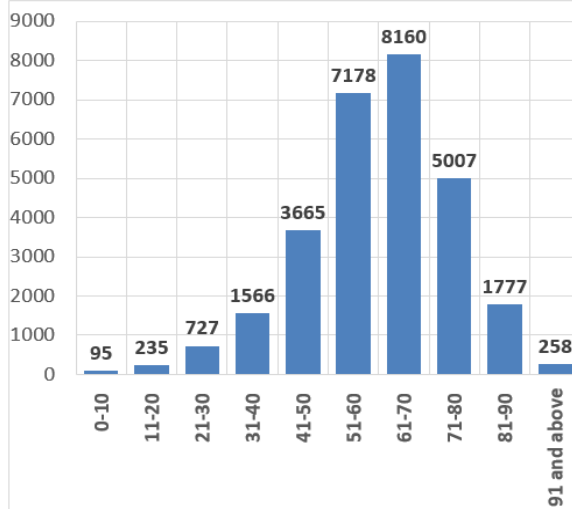


### Death Analysis

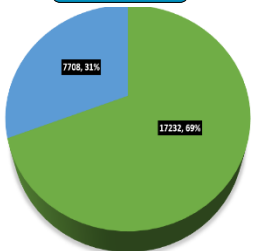
#### City-Wise



#### Age-Wise

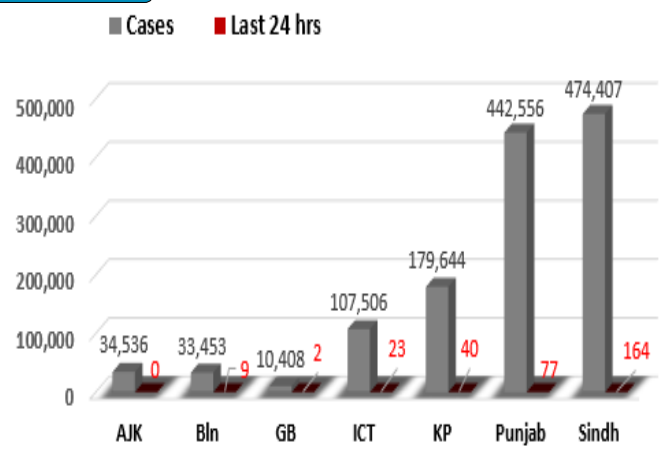
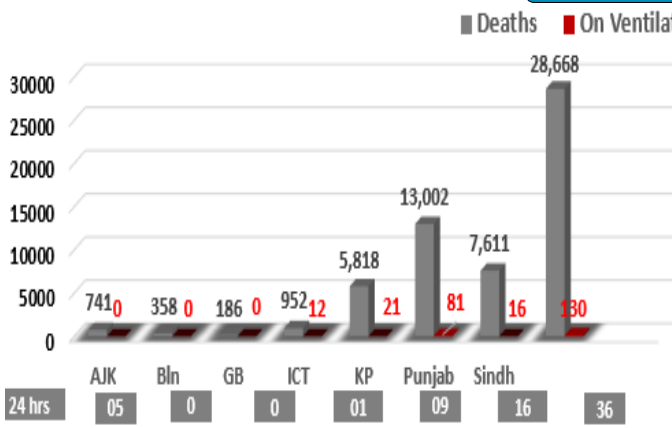


#### Gender



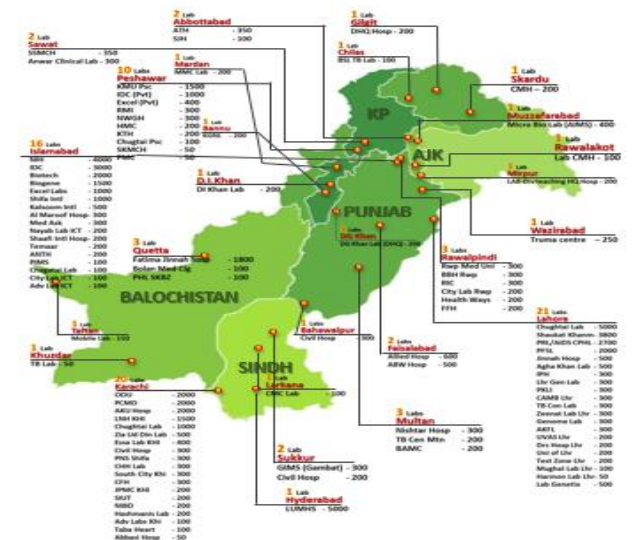
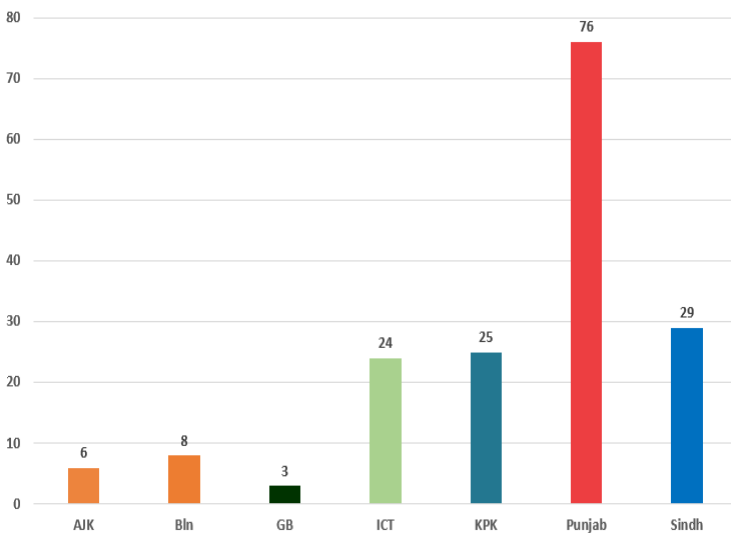
#### Co-Morbidity

### Clinical Status of COVID



### Testing Facility

- Total Functioning Labs in Pakistan - 171
- Total Testing Capacity - 77,471



1. International

- a. COVID Status. 258,441,075 COVID cases & 5,174,847 deaths have been reported across the globe.

2. Nationala. COVID Status

- (1) National positivity ratio was recorded at **0.89%**.  
 (2) Pakistan has reported **8,010** COVID recoveries during last 24 hours.

b. Ventilator Status

- (1) **130** patients are on ventilators.  
 (2) Patients on Ventilator in different cities.

City	Today (23-11-21)	Yesterday (22-11-21)
Multan	32%	30%
Peshawar	19%	19%
ICT	16%	12%
Lahore	11%	12%
Faisalabad	11%	11%
Bahawalpur	5%	13%

c. Oxygen Status (Beds with Oxygen)

City	Today (23-11-21)	Yesterday (22-11-21)
Multan	32%	37%
Swabi	27%	27%
Sargodha	19%	23%
Lahore	14%	13%
ICT	14%	13%
Peshawar	11%	11%

d. HCW (Health Care Workers) Status

- (1) 1 new case has been reported in HCWs, increasing in the total **18,066** while **17,723** have recovered. (**164** active cases)  
 (2) Most cases in HCWs have been reported by Sindh **6,057**.  
 (3) **172** deaths have been reported amongst HCWs.

e. COVID Mortality (5 x Deaths)

- (1) **5 (100%)** deaths have occurred in hospitals.  
 (2) **3** deaths have been reported by **Punjab**.  
 (3) National CFR was reported at **2.24%**.