

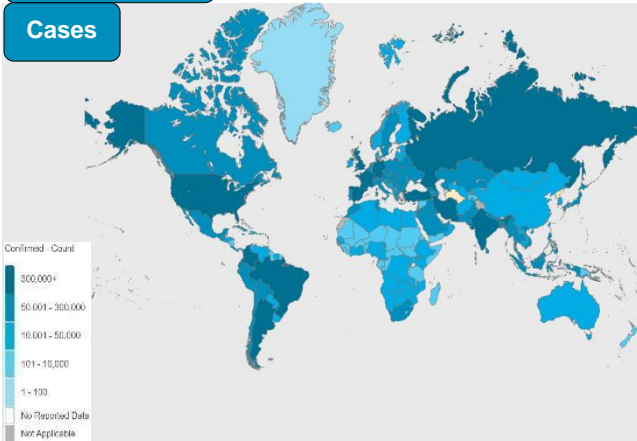


NCOC SITREP PART-I

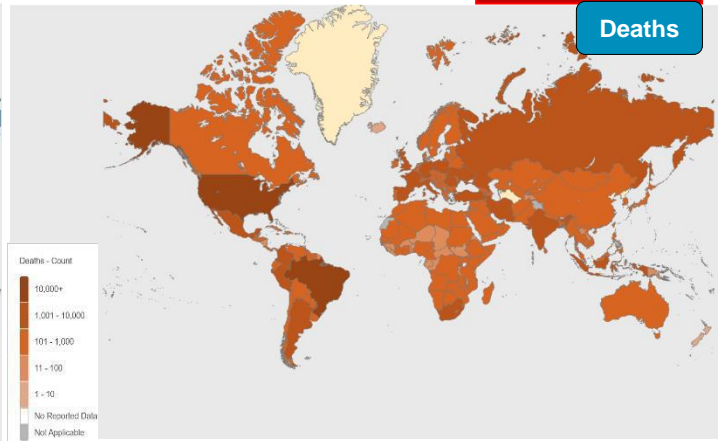
Issued at: 1400 Hrs
24 Nov 2021

Global Update

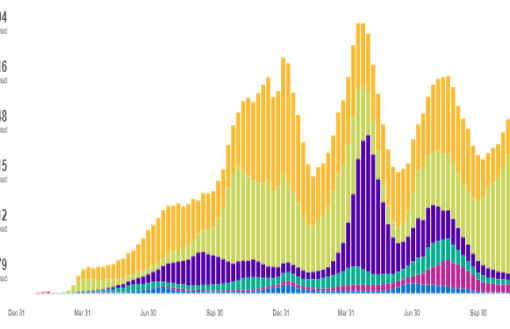
Cases



Deaths



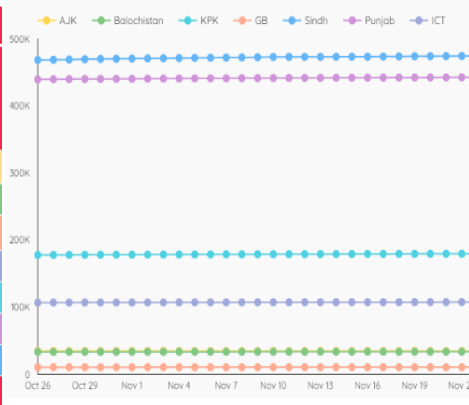
Americas	96,066,194 confirmed
Europe	84,082,216 confirmed
South-East Asia	44,440,048 confirmed
Eastern Mediterranean	16,684,015 confirmed
Western Pacific	9,994,212 confirmed
Africa	6,202,079 confirmed



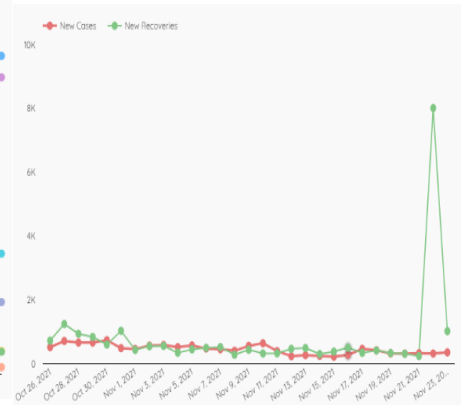
	Ranking	Countries	Cases	Cases Last 24 Hrs	Deaths	Deaths Last 24 Hrs	Ranking Change
Global	World		259,000,647	555,399	5,183,016	8,064	
	1	USA	48,835,216	86,016	796,319	1,237	↔
	3	Brazil	22,038,731	18,861	613,240	398	↔
	4	UK	9,932,408	42,484	144,137	165	↔
	5	Russia	9,400,835	33,996	266,579	1,243	↔
	6	Turkey	8,624,580	28,170	75,443	208	↔
	7	France	7,450,691	30,454	118,653	98	↔
	9	Germany	5,472,949	54,268	100,160	343	↔
	10	Argentina	5,317,633	1,644	116,415	83	↔
	Regional	2	India	34,535,763	9,283	466,584	437
8		Iran	6,088,009	5,144	129,177	132	↔
31		Bangladesh	1,574,636	284	27,958	3	↔
33		Pakistan	1,282,860	350	28,677	9	↔
101		Afghanistan	157,015	51	7,305	2	↔

Province-Wise COVID

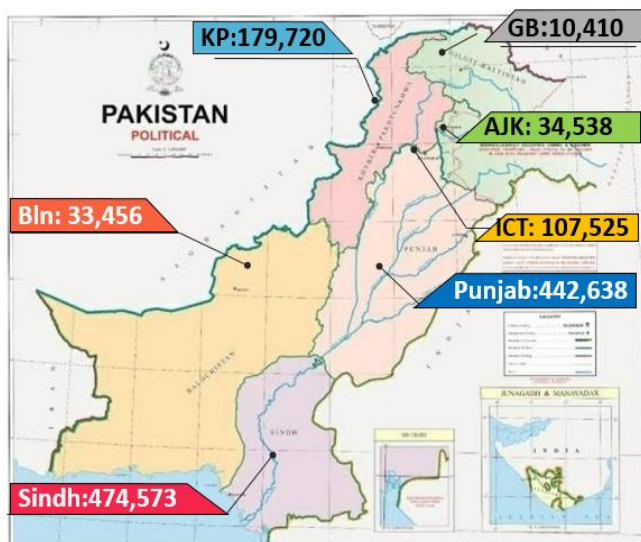
Provinces	Lab Tests		Lab Confirmed Cases		
	Total Tests Conducted In Last 24 Hours	Total Tests Conducted till date	Previous	Last 24 hours	Cumulative
AJK	142	319,571	34,536	02	34,538
BLN	439	472,194	33,453	03	33,456
GB	303	210,646	10,408	02	10,410
ICT	3,835	2,228,612	107,506	19	107,525
KP	8,194	3,499,212	179,644	76	179,720
Punjab	15,121	8,289,911	442,556	82	442,638
Sindh	10,004	6,735,529	474,407	166	474,573
Total	38,038	21,755,675	1,282,510	350	1,282,860



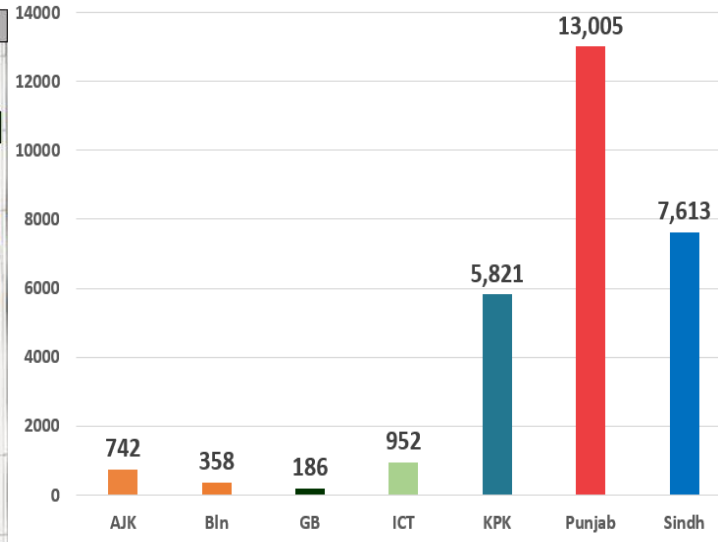
Cases Vs Recovery



Pakistan COVID Update

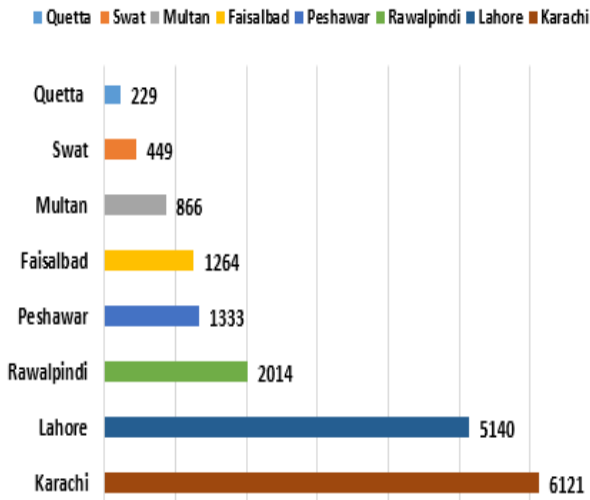


Province-Wise Deaths

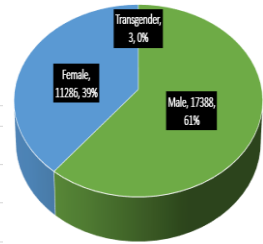
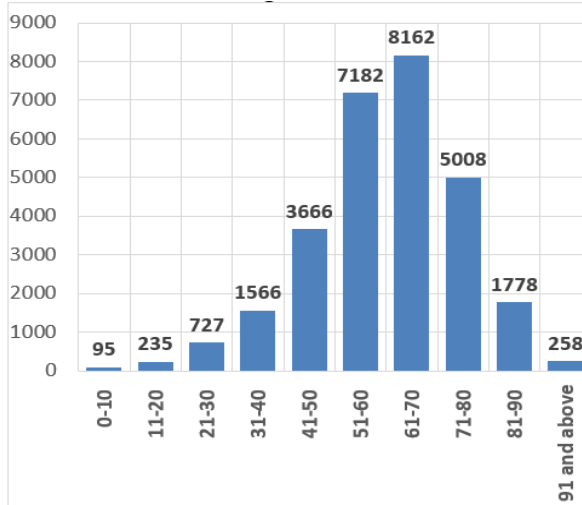


Death Analysis

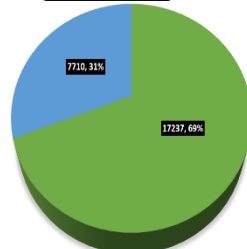
City-Wise



Age-Wise

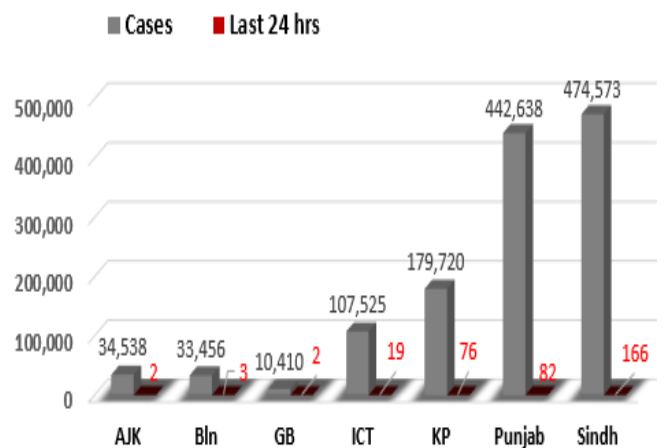
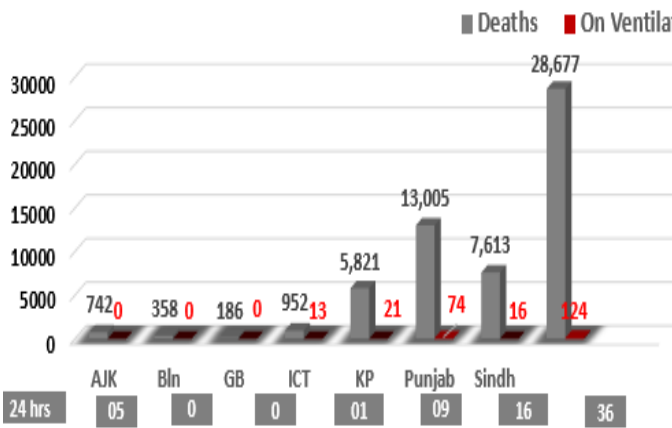


Gender



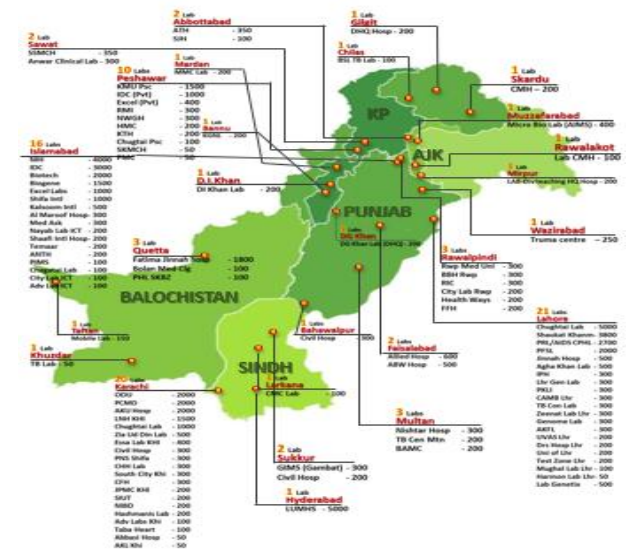
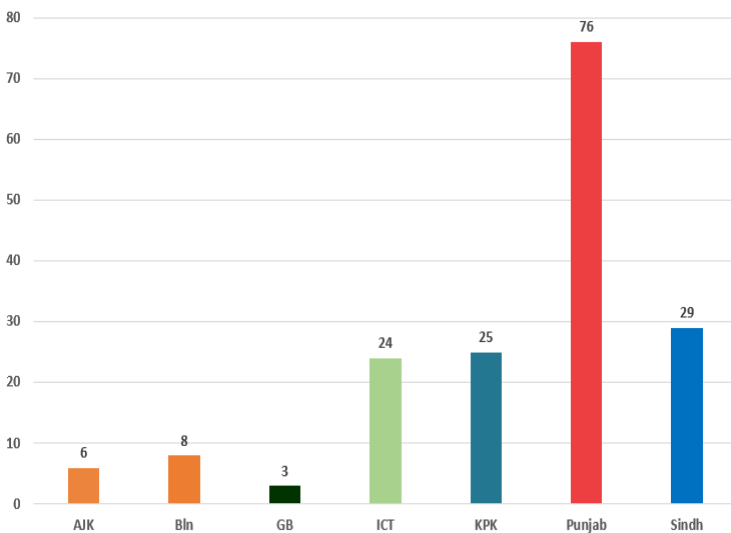
Co-Morbidity

Clinical Status of COVID



Testing Facility

- Total Functioning Labs in Pakistan - 171
- Total Testing Capacity - 77,471



1. International

- a. COVID Status. 259,065,739 COVID cases & 5,184,205 deaths have been reported across the globe.

2. Nationala. COVID Status

- (1) National positivity ratio was recorded at **0.92%**.
 (2) Pakistan has reported **1,015** COVID recoveries during last 24 hours.

b. Ventilator Status

- (1) **124** patients are on ventilators.
 (2) Patients on Ventilator in different cities.

City	Today (24-11-21)	Yesterday (23-11-21)
Multan	24%	32%
Peshawar	19%	19%
ICT	18%	16%
Lahore	11%	11%
Faisalabad	8%	11%
Bahawalpur	8%	5%

c. Oxygen Status (Beds with Oxygen)

City	Today (24-11-21)	Yesterday (23-11-21)
Multan	35%	32%
Swabi	24%	27%
Sargodha	17%	19%
Lahore	15%	14%
ICT	13%	14%
Peshawar	11%	11%

d. HCW (Health Care Workers) Status

- (1) **No** new case has been reported in HCWs, no increase in the total **18,066** while **17,725** have recovered. (**162** active cases)
 (2) Most cases in HCWs have been reported by Sindh **6,057**.
 (3) **172** deaths have been reported amongst HCWs.

e. COVID Mortality (9 x Deaths)

- (1) **9 (100%)** deaths have occurred in hospitals.
 (2) **3** deaths have been reported by **Punjab**.
 (3) National CFR was reported at **2.24%**.