



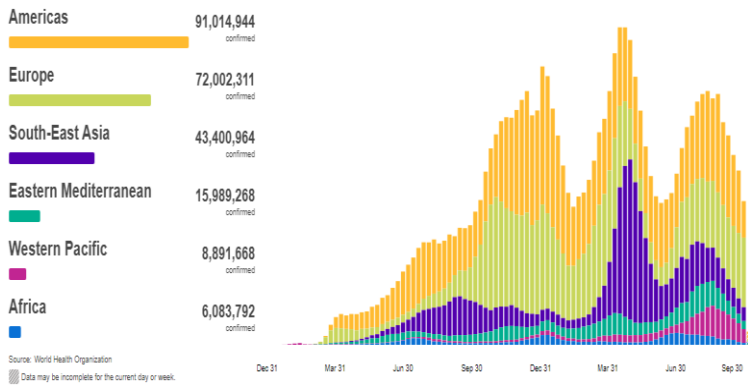
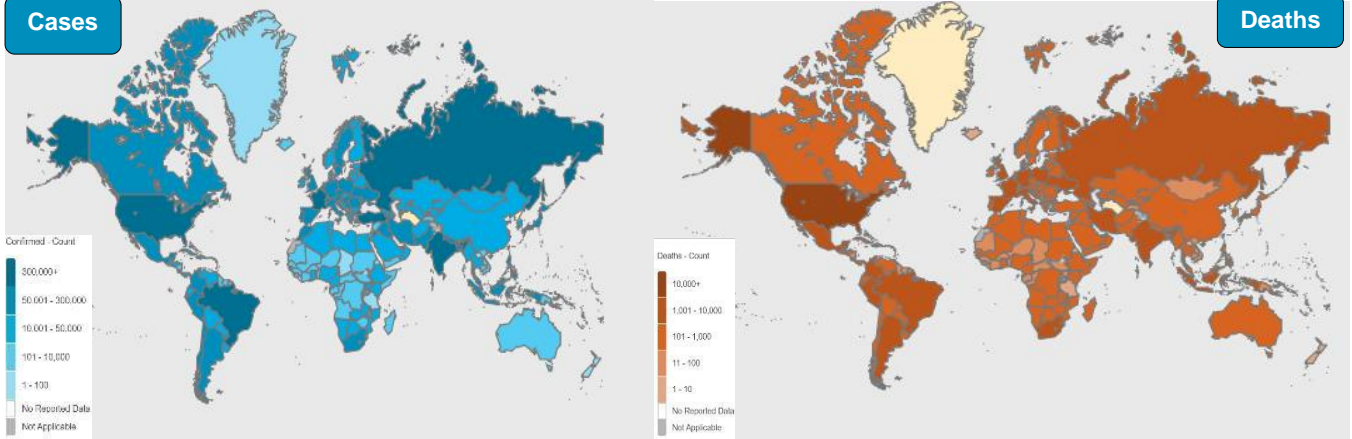
NCOC SITREP PART-I

Issued at: 1400 Hrs
12 Oct 2021

Global Update

Cases

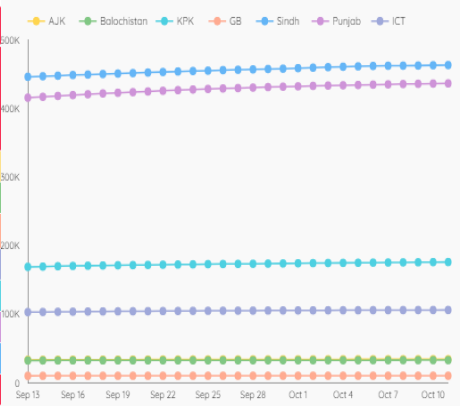
Deaths



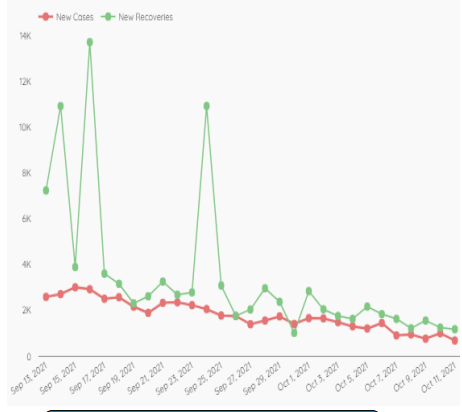
Ranking	Countries	Cases	Cases Last 24 Hrs	Deaths	Deaths Last 24 Hrs	Ranking Change
	World	239,011,556	315,153	4,872,464	4,657	
1	USA	45,813,353	50,486	734,611	406	↔
3	Brazil	21,582,738	6,918	601,266	219	↔
4	UK	8,193,769	40,224	137,763	28	↔
5	Russia	7,804,774	29,409	217,372	957	↔
6	Turkey	7,475,115	30,563	66,368	188	↔
7	France	7,057,631	1,120	117,082	30	↔
9	Argentina	5,266,275	416	115,491	18	↔
10	Spain	4,977,448	1,277	86,827	17	↔
2	India	33,984,479	13,186	450,991	177	↔
8	Iran	5,716,394	13,504	122,868	276	↔
29	Bangladesh	1,562,958	599	27,699	11	↔
33	Pakistan	1,259,648	689	28,152	18	↔
98	Afghanistan	155,540	32	7,228	3	↔

Province-Wise COVID

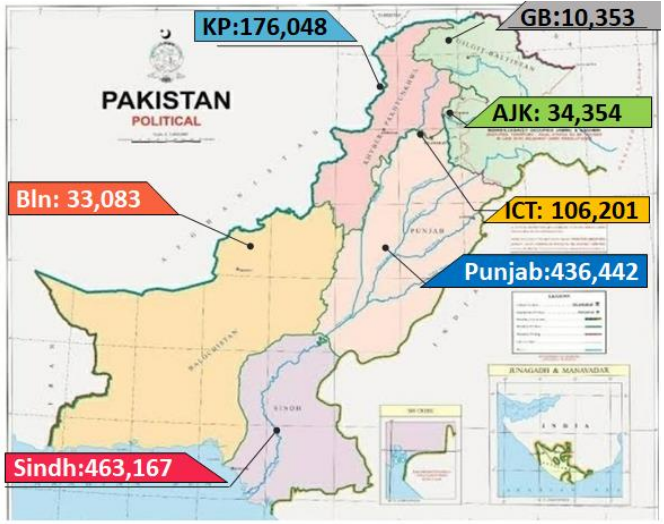
Provinces	Lab Tests		Lab Confirmed Cases		
	Total Tests Conducted in Last 24 Hours	Total Tests Conducted till date	Previous	Last 24 hours	Cumulative
AJK	196	309,208	34,350	04	34,354
BLN	531	446,813	33,076	07	33,083
GB	455	194,859	10,350	03	10,353
ICT	3,351	2,084,097	106,153	48	106,201
KP	8,512	3,106,778	175,974	74	176,048
Punjab	19,131	7,614,940	436,197	245	436,442
Sindh	10,300	6,196,802	462,859	308	463,167
Total	42,476	19,953,497	1,258,959	689	1,259,648



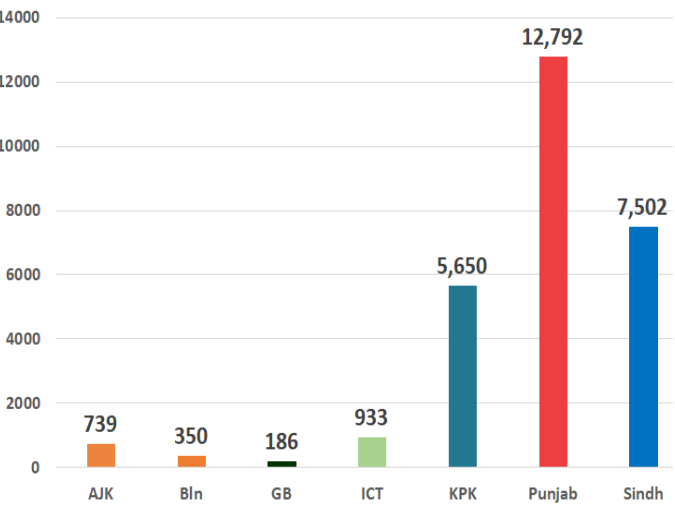
Cases Vs Recovery



Pakistan COVID Update

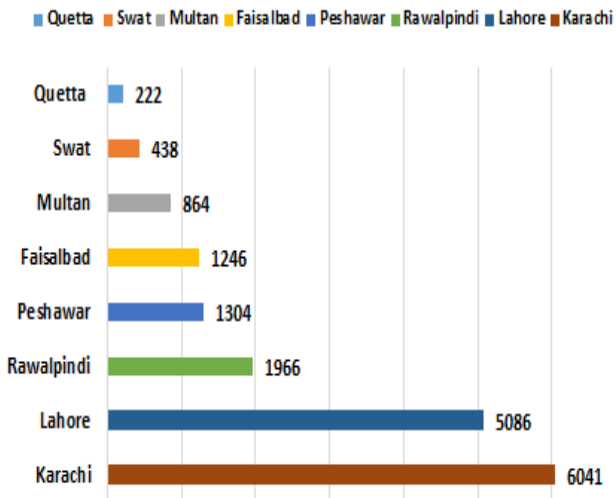


Province-Wise Deaths

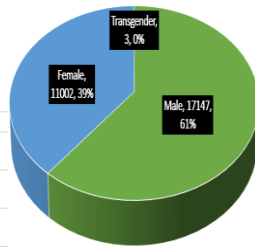
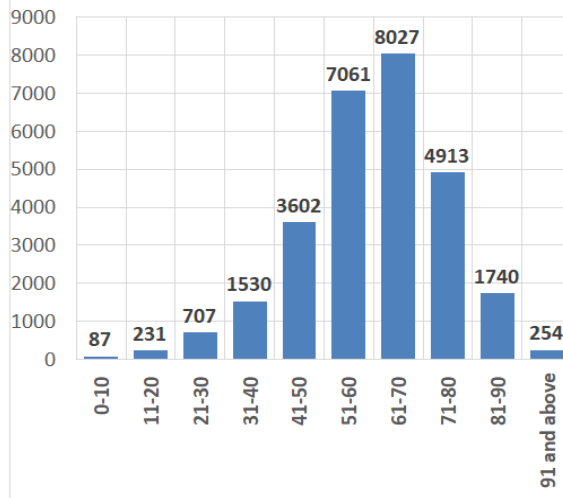


Death Analysis

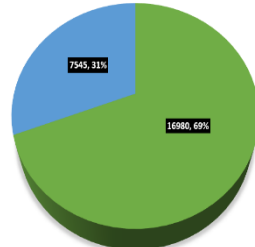
City-Wise



Age-Wise

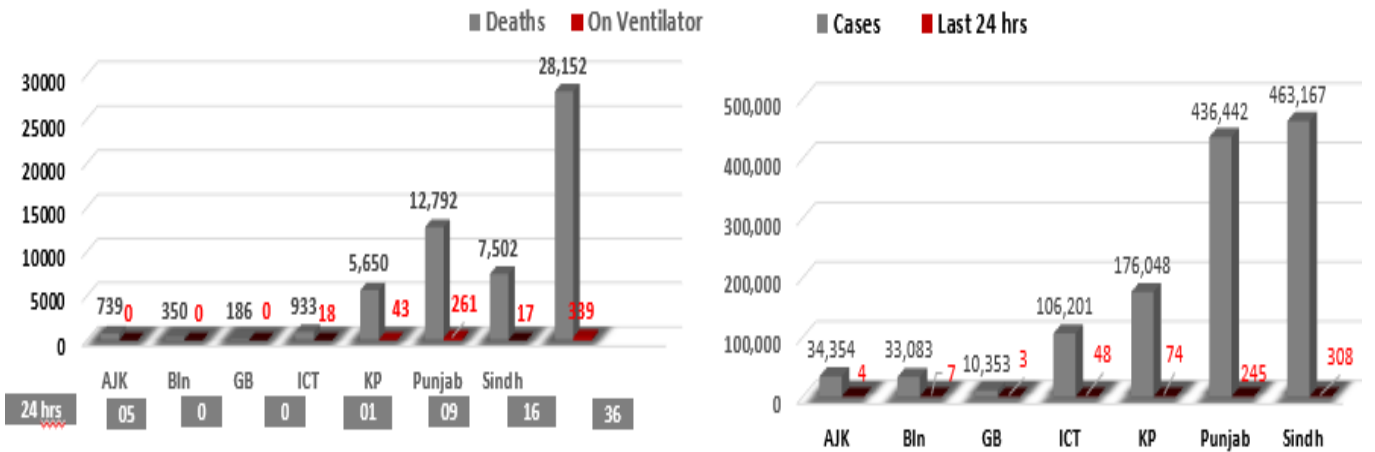


Gender



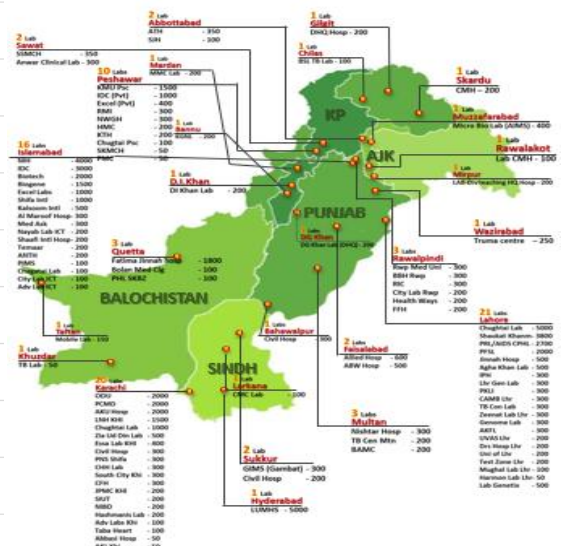
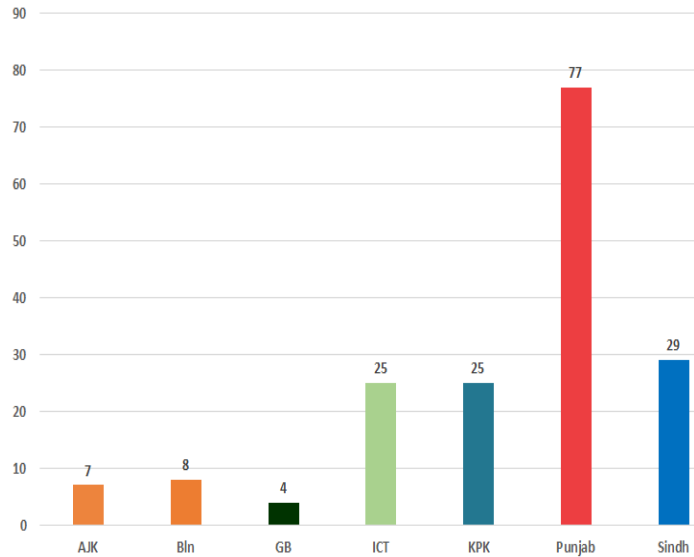
Co-Morbidity

Clinical Status of COVID



Testing Facility

- Total Functioning Labs in Pakistan - 175
- Total Testing Capacity - 77,479



1. **International**

- a. **COVID Status.** 239,027,175 COVID cases & 4,872,739 deaths have been reported across the globe.

2. **National**

a. **COVID Status**

- (1) National positivity ratio was recorded at 1.62%.
 (2) Pakistan has reported 1,180 COVID recoveries during last 24 hours.

b. **Vent Status**

- (1) 339 patients are on ventilators.
 (2) **82% vents allocated for COVID patients in Multan have been occupied.** (82% day before yesterday)
 (3) 35% vents allocated for COVID patients in Peshawar have been occupied. (35% day before yesterday)
 (4) 35% vents allocated for COVID patients in Sargodha have been occupied. (35% day before yesterday)
 (5) 33% vents allocated for COVID patients in Lahore have been occupied. (35% day before yesterday)
 (6) 23% vents allocated for COVID patients in Bahawalpur have been occupied. (23% day before yesterday)
 (7) 19% vents allocated for COVID patients in ICT have been occupied. (27% day before yesterday)
 (8) 15% vents allocated for COVID patients in Rawalpindi have been occupied. (11% day before yesterday)
 (9) 3% vents allocated for COVID patients in Karachi have been occupied. (3% day before yesterday)

c. **Oxygen Status**

- (1) 36% beds allocated for COVID patients in Multan have been occupied. (37% day before yesterday)
 (2) 36% beds allocated for COVID patients in Swabi have been occupied. (33% day before yesterday)
 (3) 28% beds allocated for COVID patients in Sargodha have been occupied. (28% day before yesterday)
 (4) 27% beds allocated for COVID patients in Bannu have been occupied. (29% day before yesterday)
 (5) 26% beds allocated for COVID patients in Peshawar have been occupied. (27% day before yesterday)
 (6) 21% beds allocated for COVID patients in ICT have been occupied. (23% day before yesterday)

- (7) 16% beds allocated for COVID patients in Nowshera have been occupied. (21% day before yesterday)
- (8) 13% beds allocated for COVID patients in Swat have been occupied. (12% day before yesterday)
- (9) 11% beds allocated for COVID patients in Gujranwala have been occupied. (11% day before yesterday)
- (10) 11% beds allocated for COVID patients in Karachi have been occupied. (11% day before yesterday)

d. **HCW (Health Care Workers) Status**

- (1) 1 case has been reported in HCWs, increasing in the total **18,006** while **17,569** have recovered. (**258** active cases)
- (2) Most cases in HCWs have been reported by Sindh **6,055**.
- (3) **169** deaths have been reported amongst HCWs.

e. **COVID Mortality (18 x Deaths)**

- (1) **15 (83%)** deaths have occurred in hospitals.
- (2) **7 deaths** have been reported by **Punjab**.
- (3) National CFR was reported at **2.23%**.